

• • •

Climate Ambitions: An analysis of nationally determined contributions (NDCs) in the ACP Group of States



ACKNOWLEDGEMENTS

Our deepest appreciation to colleagues, partners and stakeholders who provided input and comments to this report.

In November 2018, the report findings were presented and discussed at the ACP regional Joint Policy Discussion meeting in Brussels, Belgium, where ACP Regional partners validated the report while reflecting on their own experiences. The report was also presented at the first Caribbean Nationally Determined Contribution (NDC) Forum in Rodney Bay, St Lucia in October 2018.

Many thanks to Mr Viwanou Gnassounou (Assistant Secretary General, Department of Sustainable Economic Development and Trade, ACP Secretariat), Mr Olusola Ojo (ACP Secretariat), Mr Edmund Jackson (ACP Secretariat), Mr Riccardo Magini (Intra-ACP GCCA+ Programme), and Ms Francesca Antifora (Intra-ACP GCCA+ Programme) for providing input, support and guidance in making this report possible.

Special gratitude goes to Mr Andrea Rizzo (Expert, Climate Support Facility, Intra-ACP GCCA+ Programme) for carrying out research and writing this report and to Dr Pendo Maro (Intra-ACP GCCA+ Programme) who oversaw this publication's writing and content.

Our sincere appreciation goes to Ms Natalia Reiter and her team – Mr Edward Harris and Ms Agata Kulik – for editing and designing the report.

Thank you to Mr Riccardo Magini (Intra-ACP GCCA+ Programme), Mr Andrea Rizzo (Expert, Climate Support Facility, Intra-ACP GCCA+ Programme) and Dr Pendo Maro (Intra-ACP GCCA+ Programme) for reviewing the whole report.

Table of contents

List of Selected Acronyms	6		
Foreword	7		
I. Introduction	8		
II. Supporting NDC implementation in ACP Countries	13		
Section 1: Overview of the Paris Agreement and NDC process in the ACP region	18		
Section 2: Main findings	22		
2.1 Mitigation	22		
2.1.1 Mitigation contribution type	22		
2.1.2 Time-frames	24		
2.1.3 Conditionality	26		
2.1.4 Sectors	28		
2.2 Adaptation	32		
2.2.1 Adaptation contribution type	32		
2.2.2 Conditionality	34		
2.2.3 Sectors	36		
2.3 Support needs	40		
2.3.1 Climate finance	40		
2.3.2 Capacity building and technology transfer	48		
2.3.3 Proposed strategies to mobilise support	53		
2.4 Additional features of the ACP (I)NDCs	55		
2.4.1 Institutional arrangements to support NDC implementation	55		
2.4.2 NDC Implementation Plans	57		
2.4.3 National Adaptation Plans (NAPs) to support the delivery of NDC adaptation goals	59		
2.4.4 Sustainable Development Goals (SDGs)	62		
2.4.5 Measurement, Reporting and Verification (MRV)	64		
Section 3: Conclusions and Recommendations	68		
References	76		



Acronyms

ACP	African, Caribbean and Pacific Group of States
COP	Conference of the Parties
EDF	European Development Fund
EU	European Union
GCCA	Global Climate Change Alliance
GHG	Greenhouse Gas
INDC	Intended Nationally Determined Contribution
LDCs	Least Developed Countries
LLDCs	Landlocked Developing Countries
LULUCF	Land Use, Land-Use Change and Forestry
MRV	Measurement, Reporting and Verification
NAP	National Adaptation Plan
NDC	Nationally Determined Contribution
REDD	Reducing Emissions from Deforestation and Forest Degradation
SDGs	Sustainable Development Goals
SIDS	Small Island Developing States
UNFCCC	United Nations Framework Convention on Climate Change



The African, Caribbean and Pacific (ACP) Group of States is one of the largest groups of developing countries, consisting of 79 Member States. These range from Small Island Developing States and Least Developed Countries to Land-Locked Developing Countries, all of which are considered to be particularly vulnerable to the impacts of climate change.

The adverse impact of climate change remains the single greatest challenge to the sustainable livelihood, security, and well-being of our people and societies. It poses immediate and long-term significant risks to sustainable development efforts. It threatens the very survival of ACP Countries.

The 2015 Paris Agreement, therefore, represents a new opportunity. The first global agreement on climate change since the 1997 Kyoto Treaty, it energises global efforts to tackle this urgent issue. For ACP Countries, it

Foreword

also opens a new window to connect climate action, as set out in the Nationally Determined Contributions (NDCs), with progress towards the Sustainable Development Goals.

This report makes an invaluable contribution to strengthening those NDCs, by identifying processes, patterns, weaknesses, and opportunities in the NDCs of ACP countries. Commissioned by the ACP Secretariat, the report provides a comparative overview of ACP NDCs, by focusing on six key areas from mitigation to Measurement, Reporting, and Verification (MRV). In some cases, the report recommends actions to help ACP Countries access the necessary technical and financial support. Elsewhere, it offers new ideas so that donors can better support ACP countries to develop and upgrade their NDCs. Most importantly, by focusing on the ACP countries, this report offers clear ideas to move the NDC process forward.

The landmark Special Report entitled "Global Warming of 1.5°C" of the UN's Intergovernmental Panel on Climate Change

(IPCC) underscores the need for urgent and substantial action.

Limiting warming to 1.5°C implies changes on an unprecedented scale. It requires deep emission reductions throughout the economy, the use of multiple technologies, behavioural changes, and significantly increased investment into low carbon options. This is paramount to promote climate resilient communities as well as economic and social development in line with the Sustainable Development Goals (SDGs). Done correctly, this will benefit both present and future generations.

The ACP Group of States, in collaboration with partners – and through programmes such as the Intra-ACP Global Climate Change Alliance Plus (Intra-ACP GCCA+) Programme – is committed to support ACP regions and countries with their efforts to implement the Paris Agreement, and particularly their NDCs.

We look forward to your continued collaboration.

Patrick I. Gomes
ACP Secretary General

Introduction

Signed in December 2015, the Paris Agreement represented a historic moment in the fight against global climate change. Nearly two decades had passed since adoption of the previous climate change treaty, the Kyoto Protocol, in 1997. And for years, countries had argued about their respective responsibilities for tackling climate change. But finally, in the early evening of December 12th, the French foreign minister announced that 196 developed and developing countries had formally adopted a new climate treaty, the Paris Agreement. Its goals included the following:

- to limit global warming to less than 2 degrees Celsius (2°C) above pre-industrial levels and pursue efforts to limit the increase to 1.5 degrees Celsius (1.5°C);
- to increase the ability to adapt to the adverse impacts of climate change and foster climate resilience and low greenhouse gas emissions development;
- to make finance flows consistent with a pathway towards low greenhouse gas emissions and climate-resilient development.¹

At the heart of the Paris Agreement are the Nationally Determined Contributions (NDCs).

These documents explain how each country intends to reduce its national emissions from 2020 onwards and adapt to the impacts of climate change. Together, these climate actions determine whether the world will achieve the long-term goals outlined in the Paris Agreement.

Most NDCs began life as Intended NDCs (INDCs), which countries submitted before the Paris Agreement. At the start of COP 21 in Paris – also known as the 21st session of the Conference of the Parties to the UN Framework Convention on Climate Change (UNFCCC) – some 190 countries had submitted their INDCs. These INDCs accounted for almost 99 percent of global emissions.

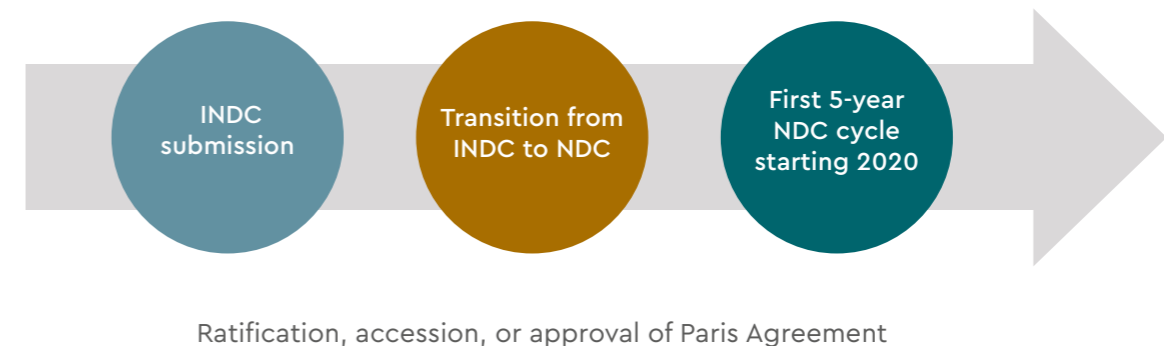
Upon formal acceptance of the Paris Agreement, which entered into force on 4 November 2016, most countries converted their INDCs into NDCs. Under the terms of the Agreement, countries also agreed to communicate and update their NDCs by 2020 and every five years thereafter (Figure 1). In this way, the world gradually ratchets up its climate action. Each successive NDC is expected to improve on the previous NDC and to be as ambitious as possible. By June 2018, a total of 170 NDCs had been submitted, covering approximately 84 percent of global greenhouse (GHG) emissions.²

¹ UNFCCC, Paris Agreement, available at: https://unfccc.int/sites/default/files/english_paris_agreement.pdf

² IEA, CO2 Emissions from Fuel Combustion, 2017, available at: <https://www.iea.org/publications/freepublications/publication/CO2EmissionsfromFuelCombustionHighlights2017.pdf>

Figure 1:

Timeline of transition from INDC to NDC and subsequent NDC submissions



NDCs have become key to the global climate agenda, but there has been little official guidance on what they should contain. The COP20 in Lima issued non-compulsory guidelines on NDCs (and INDCs),³ identifying information that countries “may include... inter alia” to facilitate clarity, transparency and understanding. However, many countries went beyond these suggestions to include additional information, in both qualitative and quantitative terms. As a result, NDCs have some common features, but their content varies greatly in terms of structure, content, scope, level of detail, and metrics used. They reflect the countries’ different capabilities, visions, and opportunities.

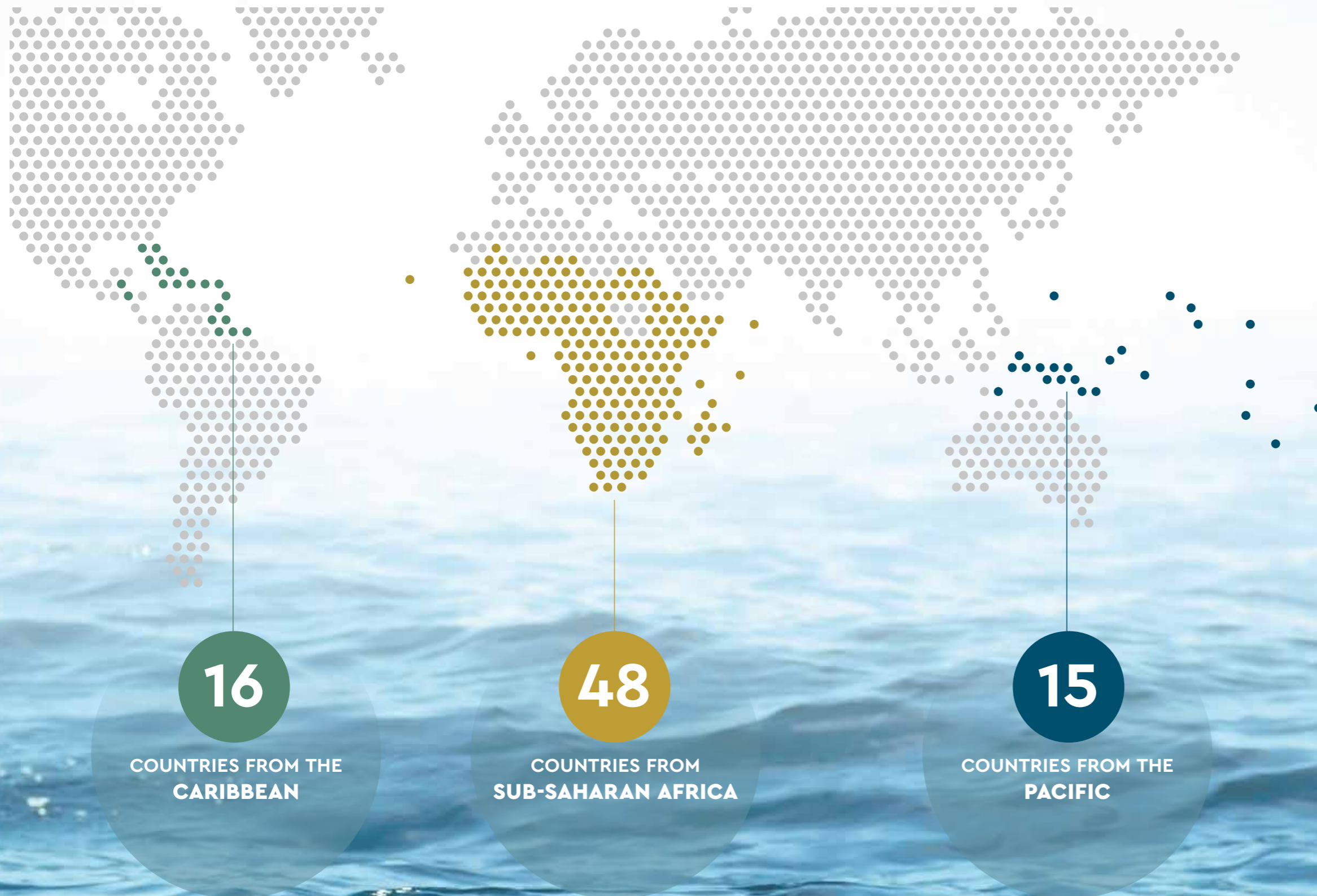
In the meantime, within the framework of the UNFCCC, countries have been negotiating and developing the Paris Agreement “Rulebook”, expected to be ready for COP24 at the end of 2018. This Rulebook will establish rules and processes, including how countries communicate their climate action efforts and how they will be held accountable.⁴

Before the Rulebook is finished, however, countries continue to translate the NDCs into national and sectoral structures, processes, and targets. They must implement their NDCs, report on progress, and increase their ambitions, as the Paris Agreement requires.

³ In particular, paragraph 14 of the Lima Call for Climate Action (Decision 1/CP.20) agreed that “the information to be provided by Parties communicating their intended nationally determined contributions [...] may include, as appropriate, inter alia, quantifiable information on the reference point (including, as appropriate, a base year), time frames and/or periods for implementation, scope and coverage, planning processes, assumptions and methodological approaches including those for estimating and accounting for anthropogenic greenhouse gas emissions and, as appropriate, removals, and how the Party considers that its intended nationally determined contribution is fair and ambitious, in light of its national circumstances, and how it contributes towards achieving the objective of the Convention as set out in its Article 2”

⁴ The Ad Hoc Working Group on the Paris Agreement (APA) has been tasked with developing guidance on features (Decision 1/CP.21, par. 26), and information (par. 28) for NDCs.

African, Caribbean, and Pacific Group of States



The African, Caribbean and Pacific Group of States (ACP) is an organisation created by the Georgetown Agreement in 1975. It is composed of 79 African, Caribbean and Pacific states, with all of them, save Cuba, signatories to the Cotonou Agreement, also known as the "ACP-EC Partnership Agreement" which binds them to the European Union.

LIST OF ACP COUNTRIES

Angola - Antigua and Barbuda - Bahamas - Barbados - Belize - Benin - Botswana - Burkina Faso - Burundi - Cameroon - Cape Verde - Central African Republic - Chad - Comoros - Congo (Brazzaville) - Congo (Kinshasa) - Cook Islands - Côte d'Ivoire - Cuba - Djibouti - Dominica - Dominican Republic - Eritrea - Ethiopia - Fiji - Gabon - Gambia - Ghana - Grenada - Republic of Guinea - Guinea-Bissau - Equatorial Guinea - Guyana - Haiti - Jamaica - Kenya - Kiribati - Lesotho - Liberia - Madagascar - Malawi - Mali - Marshall Islands - Mauritania - Mauritius - Micronesia - Mozambique - Namibia - Nauru - Niger - Nigeria - Niue - Palau - Papua New Guinea - Rwanda - St. Kitts and Nevis - St. Lucia - St. Vincent and the Grenadines - Solomon Islands - Samoa - Sao Tome and Principe - Senegal - Seychelles - Sierra Leone - Somalia - South Africa - Sudan - Suriname - Swaziland - Tanzania - Timor Leste - Togo - Tonga - Trinidad and Tobago - Tuvalu - Uganda - Vanuatu - Zambia - Zimbabwe



II.

Supporting NDC implementation in ACP Countries

The ACP (Africa, Caribbean, Pacific) Group includes countries that are among the world's most exposed and vulnerable to the effects of climate change. Consisting of 79 Member States, the ACP Group includes 37 Small Island Developing States (SIDS), 48 Least Developed Countries (LDCs) and 15 Landlocked Developing Countries (LLDCs). NDC implementation is a priority.

First, **the NDC process offers opportunities for ACP countries to access increased technical and financial support.** Indeed, the NDC process itself has given birth to a plethora of new technical and financial initiatives at various levels of intervention. ACP countries can use these initiatives to build resilience and develop low GHG economies in line with the Paris goals.

Second, **the ACP Group intends to "emerge as a dynamic force in the international arena", capable of influencing global issues and challenges such as climate change.**⁵ In

this sense, the ACP Group has already won recognition as an influential player. In the months leading up to the Paris Conference, for example, ACP Group cooperation with the European Union (EU) produced the "High-Ambition Coalition", a critical diplomatic platform that helped secure the Paris Agreement. The EU and ACP Group also issued a joint statement at COP21, demonstrating their longstanding cooperation and ACP influence too.⁶

Since COP21, the ACP Group has actively engaged in the international climate agenda, protecting the interests of its Member States and advocating on their behalf. At the same time, ACP countries are also leading by example through new and ambitious domestic policies to support the Paris Agreement. **In the wake of the Paris conference, ACP countries adopted the ACP Action Plan on Climate Change 2016–2020 (also known as the ACP Action Plan on Climate Change, or Action Plan).**⁷

⁵ ACP Priorities and Roadmap to COP 24, forthcoming, 2018.

⁶ European Commission – Press release, *EU and 79 African, Caribbean and Pacific countries join forces for ambitious global climate deal*, Paris 8 December 2015.

⁷ The Action Plan aims to help strengthen the global response to climate change in ACP Member States, while also supporting the Sustainable Development Goals and poverty reduction efforts. The Action Plan will also contribute to enhancing, prior to 2020 and the entry into force of the Paris Agreement, adaptation, mitigation, finance, technology development and transfer, capacity building and transparency of action and support. The Action Plan is available at: <http://www.acp.int/sites/acpsec.waw.be/files/ACP%20Action%20Plan%20on%20Climate%20Change.pdf>

This Action Plan identifies a number of ACP Group priorities, including implementation of NDCs.⁸ In particular, it urges all ACP Member States, especially LDCs and SIDS, to start implementation of the Paris Agreement in the period 2016-2020, and offers support from the ACP Secretariat.

In 2017, the ACP Group of States went one step further, by establishing the Intra-ACP Global Climate Change Alliance Plus (GCCA+) Programme. The Intra-ACP GCCA+ Programme is funded by the 11th European Development Fund (EDF) and fits within the wider GCCA+ flagship programme.⁹ It follows the Intra-ACP GCCA Programme, which ran from 2012 to 2016.¹⁰

Managed by the ACP Secretariat in Brussels, the Intra-ACP GCCA+ Programme promotes poverty reduction

and sustainable development by supporting ACP regions and countries to tackle climate change. Its specific objective is to strengthen ACP capacity for climate adaptation and mitigation, including by supporting ACP countries to implement their NDCs. The ACP Secretariat recognises the importance of a demand-driven approach, in which the provision of technical and financial support to ACP countries is in line with the countries' expressed needs and priorities.

Linked to this, the ACP Secretariat commissioned an in-depth, comparative study of (I)NDCs from all 79 ACP Member States, the first study to focus on (I)NDCs in this region. The study analyses ACP (I)NDCs, capturing and comparing the countries' key data. In particular, the analysis focuses on the following six key topics:

Basic features of the (I)NDC

such as GHG and non-GHG targets, conditionality, reference point and target year, focus sectors and date of submission;

Institutional context

including the status of coordination framework for NDC implementation, the process for NDC preparation, actions to support domestic planning for NDC implementation, and the status of preparation for an NDC Implementation plan;

Mitigation and Adaptation Actions

including existing policies and strategies, commitments in terms of actions, policies, plans and projects, linkages to National Adaptation Plans (NAPs) and adaptation processes;

Support needs for NDC implementation,

including cost estimates for implementation, and identified needs for finance, technology transfer and capacity building

Sustainable Development Goals (SDGs)

including any explicit alignment, actual or intended, with the NDC process;

Measurement, Reporting, and Verification (MRV)

including any specific commitment in the NDCs, existence of institutional structures and challenges.

⁸ The Action Plan's specific objective on NDC implementation is to "contribute to enhanced action on adaptation, finance, technology development and transfer, capacity building, and transparency of action and support in order to support the efforts to achieve global temperature goal of well below 2°C." To achieve this, the Plan envisages two primary actions: i) Technical and financial support for ACP countries to prepare for implementation of their Nationally Determined Contributions (NDCs); ii) Assist Least Developed Countries (LDCs) and Small Island Developing States (SIDS) to implement strategies, plans and actions to reduce greenhouse gas emissions.

⁹ The Intra-ACP Global Climate Change Alliance Plus (GCCA+) Programme officially started on the 25th September 2017 with a total cost of EUR 70 million. It has two components: (i) regional programmes; and (ii) a service contract providing institutional support to the ACP Secretariat and demand-driven technical assistance through the Climate Support Facility (CSF).

¹⁰ More information on the results and achievements of the Intra-ACP GCCA Programme can be found in the Final Report "Intra-ACP GCCA Programme: Implementation and Achievements 2011-2016", available at: <https://europa.eu/capacity4dev/file/32281/download?token=cX55p8tZ>

REPORT SECTIONS:

Section 1

Section 1 sets the scene, describing the extent to which ACP countries are engaged in the NDC process. It provides comparative facts and figures on the status of NDC submission (or INDCs whenever relevant) and ACP country ratification of the Paris Agreement.

Sub-section 2.1 focuses on **mitigation** and discusses contribution types, target years, conditionality and related priority sectors.

Section 2

Section 2 reports the main findings. It analyses selected features of the ACP (I)NDCs, grouping them thematically into the following four sub-sections:

Sub-section 2.2 focuses on **adaptation** and discusses contribution types, conditionality, and related priority sectors.

Sub-section 2.3 focuses on **support needs** for NDC implementation. It discusses the needs for financial support, capacity building, and technology transfer. It also discusses any proposed strategies for mobilising support.

Sub-section 2.4 focuses on **additional features of the NDCs** and discusses the institutional arrangements, preparation process, and domestic actions. It also discusses linkages with the National Adaptation Plan (NAP), linkages with the SDGs, and elements of MRV.

Section 3

Section 3 summarises the main findings and makes recommendations for support to NDC implementation in the ACP region.

An interactive online platform will accompany this study. It will provide visual representation of the data and access to a searchable database with detailed information on the (I)NDC of every ACP country. Within the context of NDC implementation, the platform allows users to compare the different country needs for finance, capacity building, and technology transfer.

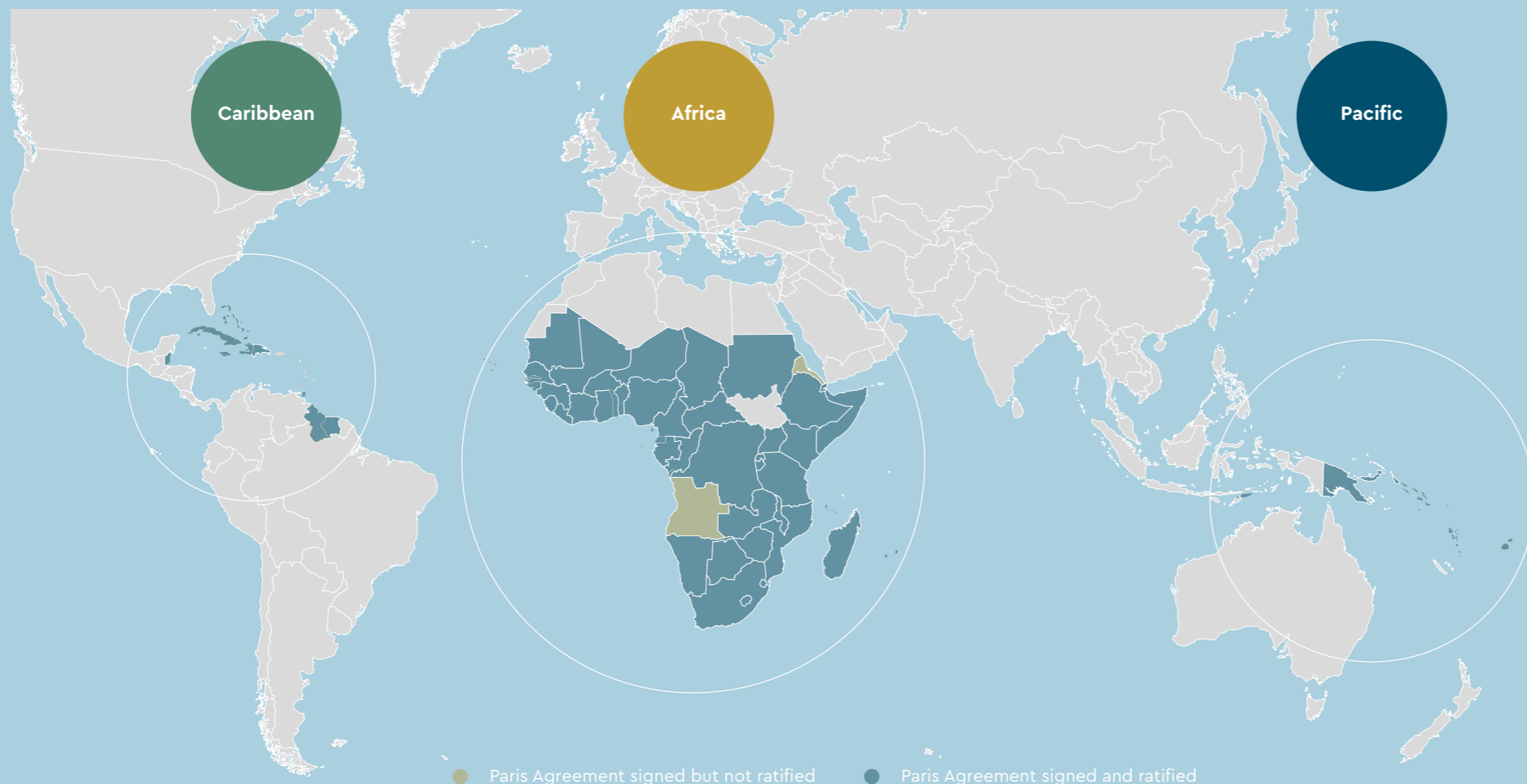
This study and its accompanying platform will support the Intra-ACP GCCA+ Programme to provide technical assistance to ACP countries on NDC implementation in line with country priorities and needs. They will also serve as a reference tool for the many stakeholders that have an interest in climate issues in the ACP region, including governments, policymakers, researchers, climate change practitioners as well as the general public.

This year, 2018, is an important year for climate action. COP24 is expected to produce the Paris Agreement Rulebook and mark the first progress assessment of the Paris Agreement, known as the Facilitative Dialogue. The 2018 Facilitative Dialogue will be followed by a global stocktake every five years, starting in 2023. These global stocktaking exercises help ensure that commitments turn to concrete action and that countries regularly strengthen their ambitions over time.

This report is intended to provide useful insights for decision-makers in the ACP region. On the one hand, it may help ACP decision-makers to identify existing gaps and challenges. This will better prepare decision-makers to access possible international support with the NDC process. On the other hand, it may also support them to improve the clarity and consistency of their climate pledges, particularly as they prepare for the cyclical NDC review process starting in 2020.

Section 1: Overview of the Paris Agreement and NDC process in the ACP region

Figure 2:
Status of ratification of the Paris Agreement in the ACP region



Within the ACP region, the Paris Agreement has had widespread support. By the end of October 2018, all 79 countries had signed the Paris Agreement. Of these, 77 countries (97%) had ratified it too.

Figure 3:
Status of ratification of the Paris Agreement in the ACP region (in number of Parties and percentages)

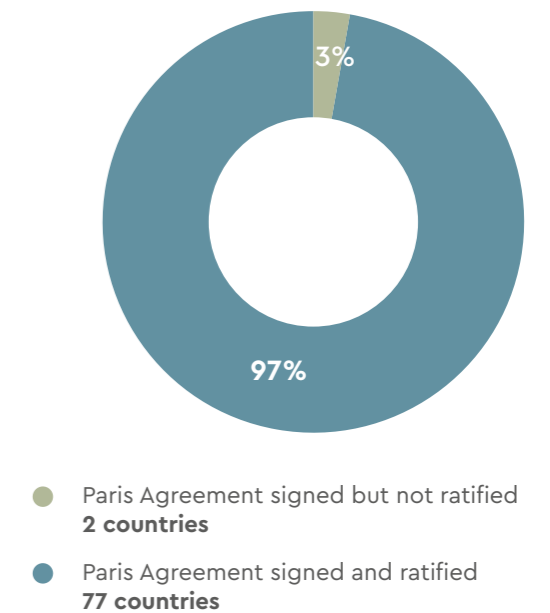


Figure 4:
Status of ratification of the Paris Agreement in the ACP region (country indication)



By ratifying the Paris Agreement, the 77 ACP countries (97%) confirmed their climate pledges and translated their INDCs into NDCs. The two countries (3%), which had not ratified the Paris Agreement by the end of October 2018, continued to have an INDC instead of an NDC (Figure 4).¹¹

On ratifying the Paris Agreement, four ACP countries (Bahamas, Belize, Benin, Mali) chose to improve their INDCs and therefore submitted new contributions. Of these, two NDCs (Belize, Benin) included more ambitious targets on mitigation.

Nearly all ACP countries chose to maintain the climate pledges they made ahead of the Paris Agreement. This may change when the Paris Agreement Rulebook is finished and when the cyclical NDC review process begins in 2020.

These findings are significant, since the ACP region includes countries, which are not only the most vulnerable and exposed to the effects of climate change, but also countries whose contribution to climate change is historically the lowest. **According to the International Energy Agency (IEA) in 2017, the 79 ACP countries have emitted**

cumulatively 4.963 million tCO₂e, equal to about 8.97% of global GHG emissions.¹² By comparison, the United States has emitted 6.642 million tCO₂e, equal to an estimated 11.98% of global GHG emissions.¹³

ACP countries' widespread participation in the NDC process demonstrates their strong support for the Paris Agreement's principle of universality. All countries, irrespective of their level of development or historical contribution to climate change, must pursue domestic mitigation measures.¹⁴

While all ACP countries have submitted (I)NDCs, the structure and content of these (I)NDCs vary. As stated above, official guidance on NDCs is limited to some non-compulsory elements.¹⁵ A 2016 overview of the NDC process, the UNFCCC synthesis update report, notes that most countries have gone beyond these non-compulsory elements by providing additional information.¹⁶

The sections below highlight the differences between different (I)NDCs and showcase selected features of the ACP Group's (I)NDCs. Each section presents its findings on the following categories:

11 In order to capture the diversity of the status of the ACP commitments, the term "(I)NDCs" will be used in the present document when referring collectively to their climate contributions. Conversely, the term "NDC" will be used when referring more generally to the "NDC process" or in similar instances.

12 IEA (n. 2 above).

13 Id.

14 Article 4, Paris Agreement.

15 Lima Call for Climate Action (Decision 1/CP.20) (n.3 above).

16 UNFCCC, Updated synthesis report on the aggregate effect of INDCs, 2 May 2016, available at: <https://unfccc.int/sites/default/files/resource/docs/2016/cop22/eng/02.pdf>



MITIGATION,

including information on the types of contribution, target years, conditionality, and priority sectors;

ADAPTATION,

including information on the types of contribution, conditionality, and priority sectors;

SUPPORT,

including information on financial estimates for implementation, identified needs for capacity building and technology transfer, and proposed strategies to mobilise support;

ADDITIONAL FEATURES OF NDCS,

including information on institutional arrangements to support the NDC process, domestic actions to support NDC implementation, linkages with the NAP and SDGs, and details of MRV.

Section 2: Main findings

2.1 MITIGATION

2.1.1 Mitigation contribution type

All 79 ACP (I)NDCs include a mitigation contribution. These take the form of targets (GHG and non-GHG),¹⁷ actions (including policies, plans, and projects),¹⁸ or a combination of targets and actions.¹⁹ The inclusion of some or all of these contribution types remains at the discretion of the country.

Figures 5 and 6 below show differences between ACP (I)NDC contributions to

mitigation. Three countries have GHG targets only (4%); 1 country has non-GHG targets only (1%); 2 countries have a combination of GHG and non-GHG targets (3%); 3 countries have actions only (4%); 21 countries have a combination of GHG targets and actions (26%); 13 countries have a combination of non-GHG targets and actions (16%); 36 countries have a combination of GHG and non-GHG targets and actions (46%).



¹⁷ A "target" represents an intention to achieve a specific result within a given timeframe, for example to reduce GHG emissions to a specific level (GHG target, i.e. -20% by 2030, Fiji) or increase energy efficiency to a specific level (non-GHG target, i.e. achieve an energy matrix with 50 MW of electricity from renewable sources by 2030, Antigua and Barbuda).

¹⁸ An "action", on the contrary, represents an intention to implement specific means of achieving GHG reductions, such as policies (i.e. revision of Building Code to improve energy performance through thermal building and renovation standards and a certification process, Cameroon), or projects (i.e. completion of the USD 165 million Kénié hydropower project between 2015 and 2020, Swaziland).

¹⁹ A more comprehensive analysis of the diversity of mitigation contributions and their characteristics can be found in Levin, K et al, Designing and Preparing Intended Nationally Determined Contributions (INDCs), World Resources Institute, May 2015.

Figure 5:

Type of mitigation contributions in ACP countries' (I)NDCs (in number of countries and percentages)

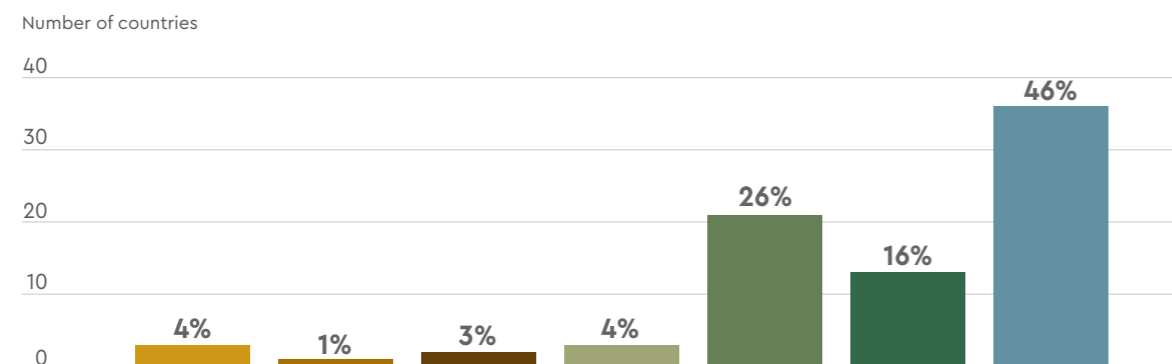


Figure 6:

Type of mitigation contributions in ACP (I)NDCs (country indication)

GHG targets only	3 countries: Democratic Republic of Congo (DRC), Dominican Republic, Micronesia
Non-GHG targets only	1 country: Samoa
GHG target and non-GHG target	2 countries: Burundi, Gabon
Actions only	3 countries: Cuba, Nauru, Somalia
GHG target and actions	21 countries: Benin, Botswana, Central African Republic, Chad, Djibouti, Equatorial Guinea, Ethiopia, Gambia, Kenya, Mali, Mauritania, Mauritius, Mozambique, Sierra Leone, Solomon Islands, South Africa, Tanzania, Timor-Leste, Trinidad and Tobago, Zambia, Zimbabwe
Non-GHG target and actions	13 countries: Antigua And Barbuda, Belize, Cape Verde, Guinea-Bissau, Guyana, Malawi, Niue, Papua New Guinea, Rwanda, Sudan, Suriname, Tonga
GHG and non-GHG targets and actions	36 countries: Angola, Bahamas, Barbados, Burkina Faso, Cameroon, Comoros, Congo, Cook Islands, Dominica, Eritrea, Fiji, Ghana, Grenada, Guinea, Ivory Coast, Jamaica, Kiribati, Lesotho, Liberia, Madagascar, Marshall Islands, Namibia, Niger, Nigeria, Palau, Saint Kitts & Nevis, Saint Lucia, Sao Tomé & Príncipe, Senegal, Seychelles, Togo, Tuvalu, Uganda, Vanuatu

Most ACP (I)NDCs include a comprehensive set of mitigation measures. These include both a set of quantified, targeted outcomes (expressed in GHG or non-GHG emissions reductions), and the specific means to achieve them (such as policies, plans or projects). Some 46% of ACP mitigation contributions therefore are a combination of GHG, non-GHG targets, and actions. Combinations of only GHG-targets and actions or only non-GHG

targets and actions account for 26% and 16% of the (I)NDCs, respectively.

2.1.2 Time-frames

All NDCs must include time frames or multi-year implementation periods by when, or over which, the target goals are to be achieved. This period initiates in 2020 when the Paris Agreement comes into force. It then follows a five-year progressive submission process.

As the UNFCCC notes in its synthesis update report,²⁰ **most countries have indicated either a five or ten-year implementation period up to 2025 or 2030, or several target years together.** Some countries are even planning to start implementation before 2020.

As Figures 7 and 8 show below, some 9 countries indicate a 2025 target (12%); 50

countries have given a 2030 target (64%); 1 country indicates a 2035 target (1%); 1 country indicates a 2040 target (1%); 16 countries indicate multiple targets with different combinations of the years 2020, 2025, 2030 and 2035 (20%); 1 country indicates an implementation period between 2030–2050 (1%); and 1 country has not indicated any targets at all (1%).

Figure 7:

Time frames of ACP countries' (I)NDCs (in number of countries and percentages)

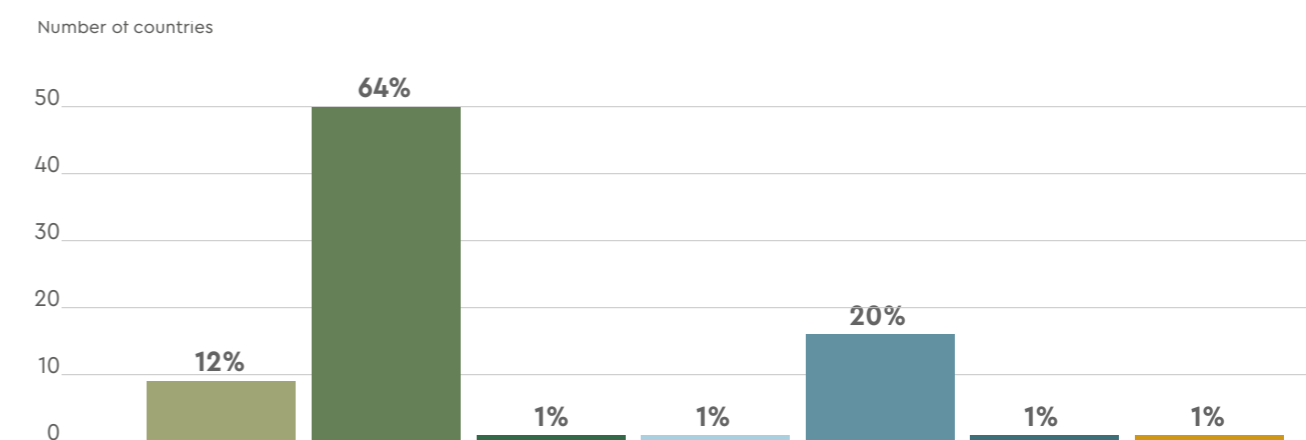


Figure 8:

Time frames of ACP countries' (I)NDCs

2025 target	9 countries: Gabon, Guyana, Micronesia, Palau, Saint Vincent and The Grenadines, Samoa, Suriname, Timor-Leste, Tuvalu
2030 target	50 countries: Angola, Democratic Republic of Congo (DRC), Djibouti, Dominica, Dominican Republic, Ethiopia, Fiji, Ghana, Guinea, Guinea Bissau, Haiti, Ivory Coast, Jamaica, Kenya, Lesotho, Liberia, Madagascar, Mali, Mauritania, Mauritius, Mozambique, Namibia, Nigeria, Palau, Papua New Guinea, Rwanda, Saint Kitts and Nevis, Saint Lucia, São Tomé E Príncipe, Seychelles, South Africa, Sudan, Swaziland, Tanzania, Togo, Tonga, Trinidad And Tobago, Uganda, Vanuatu, Zambia, Zimbabwe
2035 target	1 country: Cameroon
2040 target	1 country: Malawi
Multiple targets	16 countries: Burkina Faso, Cape Verde, Central African Republic, Congo, Cook Islands, Equatorial Guinea, Eritrea, Gambia, Grenada, Kiribati, Marshall Islands, Nauru, Niger, Niue, Senegal, Solomon Islands
Other	1 country: Sierra Leone
No target	1 country: Somalia

²⁰ UNFCCC synthesis update report, 6.

Differences in the way that targets are expressed will inevitably impact ACP engagement in the NDC process from 2020, especially when it comes to ratcheting up ambition through successive NDCs.

The Facilitative Dialogue at COP24 will include a stocktaking exercise to review global climate action. Together with completion of the Paris Agreement Rulebook, which may provide further structural and substantial guidance on NDCs, this process will likely catalyse all countries to either update or communicate new and improved NDCs by 2020 in line with the Paris Agreement. Countries with a 2025 target must "communicate" a new NDC by 2020 and every five years thereafter. Countries with 2030 targets must "communicate or update" their NDCs within the same deadline.²¹ Every country remains free to adjust its contribution "at any time [...] with a view to enhancing its level of ambition".²²

On this basis, we can expect the following scenario for ACP countries as they prepare to meet the 2020 deadline:

- Countries with 2025 targets will have to communicate new NDCs;
- Countries with 2030 targets will have to communicate new NDCs or update the current ones;
- Countries with other targets or no targets at all (or any country that chooses to do so) may wish to improve their contributions and possibly respect any other requirement

to emerge from forthcoming negotiating sessions.

2.1.3 Conditionality

ACP (I)NDCs express mitigation conditionality in a variety of forms. The Paris Agreement did not anticipate such differentiation, but the NDC process has prompted the international community to recognise two types of conditionality: unconditional and conditional.²³ The UNFCCC synthesis update report notes that several NDCs include an unconditional mitigation effort together with an enhanced conditional mitigation effort²⁴. The conditionality is not always clearly defined. For some NDCs, the conditionality remains unspecified. In other cases the contributions are partially specified, usually meaning that the extent of conditionality remains unclear.²⁵ **When the conditionalities themselves are unclear, the impact of meeting or not meeting the conditions is also unclear. In effect, this means that (I)NDCs may be unclear about their needs for climate finance, capacity building, and technology transfer too** (see sections 2.3.1 and 2.3.2 further on this point).

Figures 9 and 10 summarise the ways in which ACP countries express conditionality in their mitigation contributions: 12 countries offer conditional contributions only (15%); 20 countries offer conditional and unconditional contributions (25%); 11 countries offer unspecified contributions (14%); 36 countries offer partially specified contributions (46%). No countries offer only unconditional contributions.

²¹ Decision 1/CP.21, par. 23–24.

²² Article 4.11, Paris Agreement.

²³ An unconditional contribution represents a commitment to achieve a certain goal (i.e. a target or action) that a country declares to undertake irrespective of any conditions. On the contrary, a conditional contribution represents a commitment to achieve a certain goal (i.e. a target or action) given that certain conditions are met, such as the provision of finance, capacity building and technology transfer, and they usually represent a progression from the unconditional contribution.

²⁴ UNFCCC synthesis update report, 6.

²⁵ Day T, Röser F, Kurdzie, M, Conditionality of the Intended Nationally Determined Contributions (INDCs), New Climate Institute, February 2016.

Figure 9:

Conditionality element of mitigation contributions included in ACP countries' (I)NDCs (in number of countries and percentages)

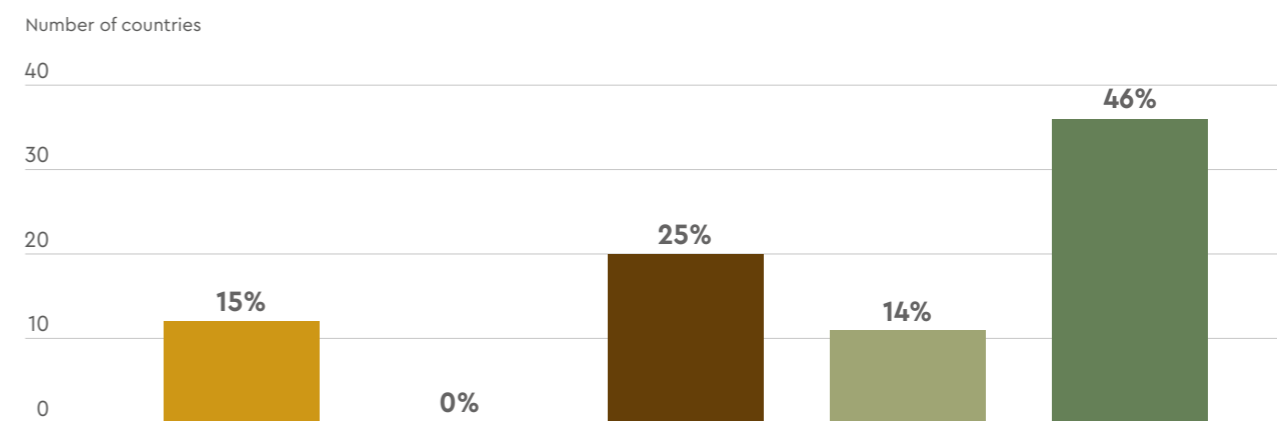


Figure 10:

Conditionality element of mitigation contributions included in ACP countries' (I)NDCs (country indication)

Conditional only	12 countries: Comoros, Democratic Republic of Congo (DRC), Dominica, Dominican Republic, Liberia, Mozambique, Rwanda, Saint Kitts and Nevis, Saint Lucia, Tanzania, Uganda, Zimbabwe
Unconditional only	No countries
Unconditional and conditional	20 countries: Angola, Antigua and Barbuda, Belize, Burundi, Cape Verde, Central African Republic, Djibouti, Guyana, Haiti, Lesotho, Malawi, Micronesia, Namibia, Nauru, Samoa, Senegal, Suriname, Swaziland, Timor-Leste, Zambia
Unspecified	11 countries: Bahamas, Barbados, Botswana, Ivory Coast, Gabon, Grenada, Guinea-Bissau, Palau, Seychelles, Somalia, South Africa
Partially specified	36 countries: Benin, Burkina Faso, Cameroon, Chad, Congo, Cook Islands, Cuba, Equatorial Guinea, Eritrea, Ethiopia, Fiji, Gambia, Ghana, Guinea, Jamaica, Kenya, Kiribati, Madagascar, Mali, Marshall Islands, Mauritania, Mauritius, Niger, Nigeria, Niue, Papua New Guinea, Saint Vincent and The Grenadines, São Tomé E Príncipe, Sierra Leone, Solomon Islands, Sudan, Togo, Tonga, Tuvalu, Vanuatu

Based on the data above, almost all ACP (I)NDCs include conditionalities for mitigation (68 countries, 86%).²⁶ This means that – with adequate support – ACP contributions contain significant potential to ratchet up their mitigation ambitions.

unspecified or partially specified mitigation conditionalities (47 countries, 60%). Several ACP countries may therefore decide to clarify the mitigation conditionalities in their next NDCs, using the international guidance expected in the coming months. This step would also clarify their intended actions.

At the same time, many (I)NDCs include

²⁶ This includes the contributions categorised as "conditional only", "unconditional and conditional" and "partially specified".

2.1.4 Sectors

ACP (I)NDC mitigation contributions cover different sectors. Generally speaking, the UNFCCC synthesis update report notes that many (I)NDCs cover not just sectors included in the 2006 IPCC Guidelines for National Greenhouse Gas Inventories (hereinafter 2006 IPCC Guidelines),²⁷ but other specific sectors of national importance. These other sectors often form a subset of the IPCC sectors.²⁸

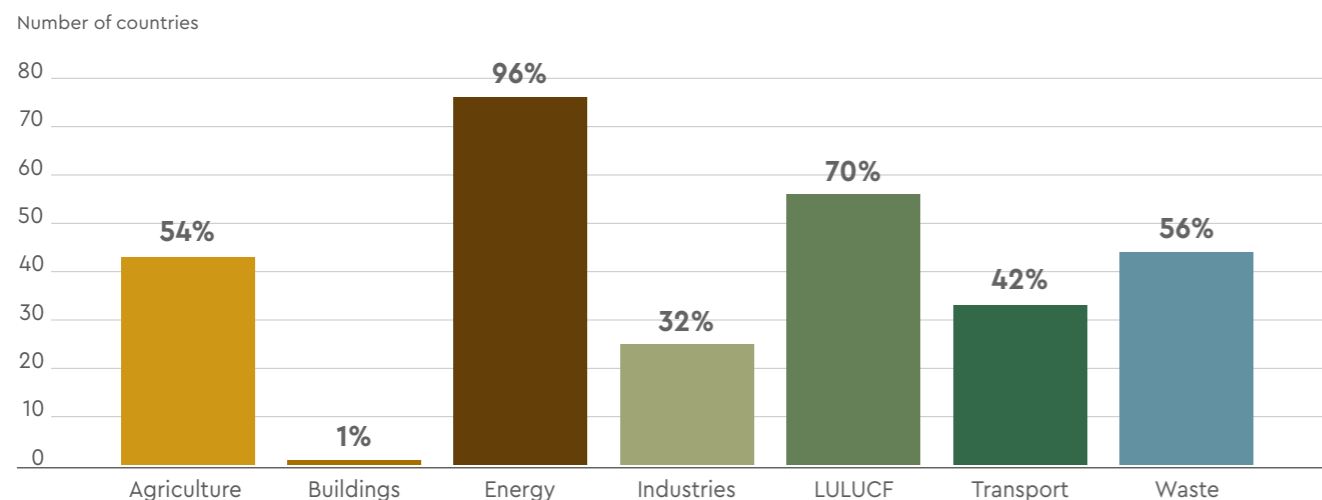
This analysis examines NDC sections on mitigation to see which sectors are covered. It includes both IPCC categories and additional sub-sectors too: Agriculture, Buildings,

Energy, Industries, Land Use, Land-Use Change and Forestry (LULUCF), Transport, and Waste.²⁹ A sector is included whenever an (I)NDC includes the sector in its targets or actions, or where the (I)NDC refers to the sector's potential for mitigation or investment needs.

As Figure 11 shows, **Energy is the most covered sector (76 countries, 96%)**, followed by LULUCF (55 countries, 70%), Waste (44 countries, 56%), Agriculture (43 countries, 54%), Transport (33 countries, 42%), Industries (25 countries, 32%), and Buildings (1 country, 1%).

Figure 11:

Mitigation sectors covered by ACP countries' (I)NDCs (in number of countries and percentages)



These numbers gain more significance in a regional context. Figures 12 and 13 below provide aggregate numbers for the priority sectors in the African, Caribbean and Pacific

regions. The data also shows which (I)NDCs cover which sector. The figures are followed by discussion of the most prevalent sectors.

²⁷ These sectors include: 'Energy', 'Industrial Process and Product Use (IPPU)', 'Agriculture', Land use, land-use change and Forestry (LULUCF)' and 'Waste'.

²⁸ These include but are not limited to: transport and/or building sector, shipping and aviation, oil industry flaring, solvents and electric power, mining, tourism and water management.

²⁹ This classification was retrieved from the INDC database developed by the World Bank, available at: <http://indc.worldbank.org>

Figure 12:

Mitigation sectors covered by ACP (I)NDCs (geographical distribution)

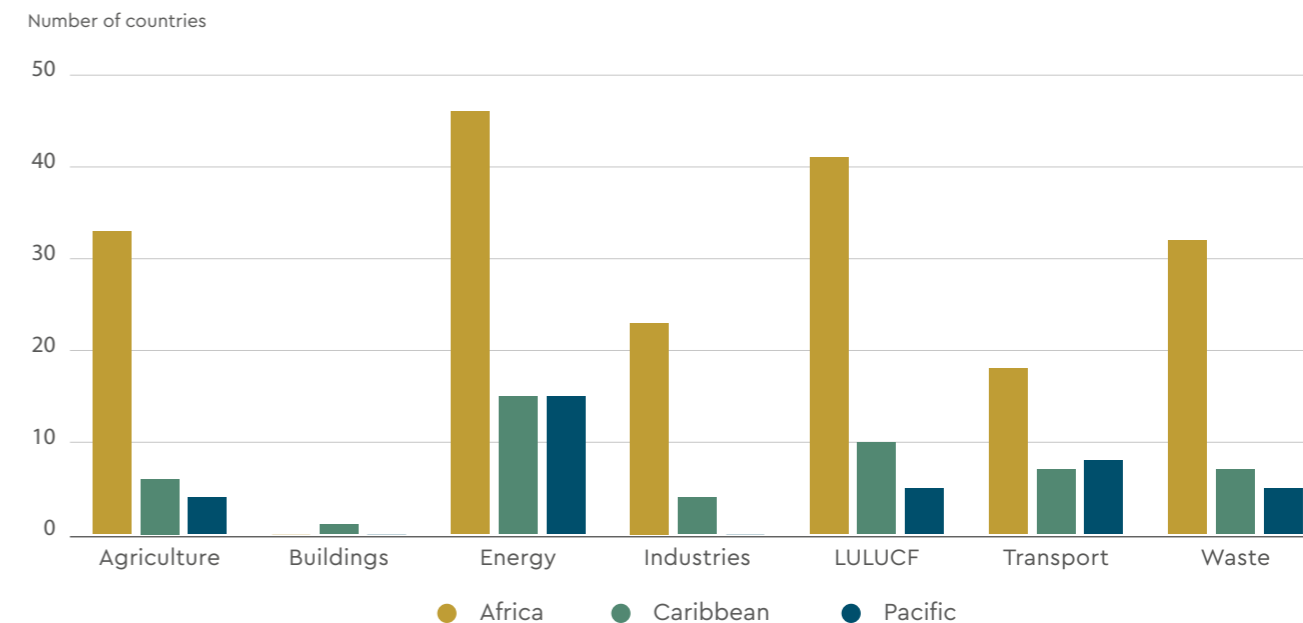


Figure 13:

Mitigation sectors covered by ACP (I)NDCs (country indication)

Agriculture	43 countries: Antigua & Barbuda, Barbados, Benin, Botswana, Burkina Faso, Burundi, Cape Verde, Cameroon, Central African Republic, Chad, Comoros, Congo, Cuba, Democratic Republic of Congo (DRC), Cuba, Djibouti, Dominica, Dominican Republic, Eritrea, Ethiopia, Gambia, Guinea, Haiti, Ivory Coast, Kenya, Madagascar, Malawi, Mali, Mauritania, Mauritius, Niger, Nigeria, Senegal, Sierra Leone, Somalia, South Africa, Swaziland, Timor-Leste, Togo, Tonga, Tuvalu, Uganda, Vanuatu, Zambia
Buildings	1 country Dominica
Energy	76 countries: Angola, Antigua and Barbuda, Bahamas, Barbados, Belize, Benin, Botswana, Burkina Faso, Burundi, Cape Verde, Cameroon, Central African Republic, Chad, Comoros, Congo, Democratic Republic of Congo (DRC), Cook Islands, Cuba, Djibouti, Dominica, Dominican Republic, Equatorial Guinea, Eritrea, Fiji, Gabon, Gambia, Ghana, Grenada, Guinea-Bissau, Guyana, Haiti, Ivory Coast, Jamaica, Kenya, Kiribati, Lesotho, Liberia, Madagascar, Malawi, Mali, Marshall Islands, Mauritania, Mauritius, Micronesia, Mozambique, Namibia, Nauru, Niger, Nigeria, Niue, Palau, Papua New Guinea, Rwanda, São Tomé E Príncipe, Senegal, Seychelles, Sierra Leone, Solomon Islands, Somalia, South Africa, Saint Kitts and Nevis, Saint Lucia, Sudan, Suriname, Swaziland, Tanzania, Timor-Leste, Togo, Tonga, Trinidad and Tobago, Tuvalu, Uganda, Vanuatu, Zambia, Zimbabwe
Industries	25 countries: Barbados, Burkina Faso, Central African Republic, Congo, Djibouti, Dominica, Dominican Republic, Equatorial Guinea, Eritrea, Ethiopia, Gabon, Gambia, Ghana, Kenya, Malawi, Mauritania, Mauritius, Namibia, Nigeria, Rwanda, Senegal, Sierra Leone, South Africa, Swaziland, Trinidad and Tobago
LULUCF	55 countries: Angola, Antigua and Barbuda, Bahamas, Barbados, Belize, Benin, Burkina Faso, Burundi, Cape Verde, Cameroon, Central African Republic, Chad, Comoros, Congo, Democratic Republic of Congo (DRC), Dominica, Dominican Republic, Equatorial Guinea, Eritrea, Ethiopia, Gabon, Ghana, Grenada, Guinea, Guinea-Bissau, Guyana, Haiti, Ivory Coast, Kenya, Madagascar, Malawi, Mali, Mauritania, Mauritius, Mozambique, Namibia, Niger, Papua New Guinea, Rwanda, São Tomé E Príncipe, Senegal, Sierra Leone, Solomon Islands, Somalia, South Africa, Sudan, Suriname, Swaziland, Tanzania, Timor-Leste, Togo, Tonga, Uganda, Vanuatu, Zambia
Transport	33 countries: Antigua and Barbuda, Belize, Burkina Faso, Cape Verde, Equatorial Guinea, Ethiopia, Gabon, Gambia, Ghana, Grenada, Jamaica, Kenya, Kiribati, Liberia, Marshall Islands, Mauritius, Mozambique, Nigeria, Palau, Papua New Guinea, Rwanda, Seychelles, Solomon Islands, Somalia, Saint Kitts and Nevis, Saint Lucia, Swaziland, Tanzania, Tonga, Trinidad and Tobago, Tuvalu, Uganda, Vanuatu
Waste	44 countries: Antigua and Barbuda, Barbados, Belize, Botswana, Burkina Faso, Cape Verde, Cameroon, Central African Republic, Chad, Comoros, Djibouti, Dominica, Dominican Republic, Equatorial Guinea, Eritrea, Gabon, Gambia, Ghana, Grenada, Haiti, Ivory Coast, Kenya, Liberia, Madagascar, Malawi, Marshall Islands, Mauritania, Mauritius, Mozambique, Namibia, Palau, Rwanda, Senegal, Seychelles, Sierra Leone, Somalia, South Africa, Sudan, Tanzania, Timor-Leste, Tonga, Tuvalu, Zambia

All three ACP regions (46 African countries, 15 Caribbean countries and 15 Pacific countries) prioritise the Energy sector, presumably reflecting its relevance as the sector responsible for most emissions, and also as

the sector that offers the widest array of mitigation opportunities. (I)NDC mitigation contributions include general sector-wide targets (such as increasing renewable electricity generation/consumption to a

certain percentage), specific action items, detailed plans and goals, or large renewable energy and energy efficiency capacity building programs. Where countries did not identify specific energy actions, they generally referenced other policies that include energy components. **Despite their socio-economic and environmental differences, all three ACP regions thus see the energy sector as a means of achieving a low-carbon transition in line with their mitigation goals. Most (I)NDCs, however, recognise several barriers to reaching their energy goals.**³⁰ These include the limitations of grid connectivity, lack of support from financial institutions for energy efficiency and renewable energy, and lack of domestic technological resources. **Most ACP countries emphasise the need for international financial support and technology transfer to reach their energy sector goals.**

LULUCF is the second most covered sector both for the ACP countries overall and for the individual African and Caribbean regions (40 African countries, 10 Caribbean countries). It is also one of the most important areas for mitigation, since it includes conservation and sustainable management of forests, increase in forest cover, reduced deforestation, and a range of other REDD+ activities. However, as the UNFCCC also noted, the inclusion of the LULUCF sector in country (I)NDCs was slightly inconsistent. Countries did not always provide comprehensive information on the approaches and methods used to count and estimate emissions from this sector.³¹ This poses major challenges for the quantitative evaluation of the aggregate effects of (I)NDCs. In the Pacific region, transport is the second most covered sector (8 Pacific countries). **Pacific countries depend heavily on transport, linked to their**

geographic dispersion, remoteness, and small populations.³² This strongly suggests that the inclusion of transport in their (I)NDCs and related investment in sustainable, low-carbon transport could be one way to align their mitigation goals with other development challenges.

The Waste sector is the third most covered sector overall (44 countries), as well as in the Caribbean and Pacific regions (7 Caribbean countries and 5 Pacific countries). One reason behind this prioritisation could be that mitigation measures in the waste sector, especially wastewater management, brings several co-benefits, such as improved sanitation, better water quality, and an increase in water supply. These are all severe challenges for ACP countries.



30 The ACP Action Plan on Climate Change recognises the role of energy, especially through renewable energy and energy efficiency, as a focus area where ACP countries should be assisted to contribute to global mitigation efforts.

31 UNFCCC synthesis update report, 37.

32 Guild, R and Ling, D, Climate Change and Transport, Asian Development Bank, August 2013.

2.2 ADAPTATION

2.2.1 Adaptation contribution type

Adaptation is a high priority for the ACP region. It is an area where ACP countries need financial and technical assistance, and it is also a specific component of the NDC process.³³ But while the importance of adaptation and its linkages to a variety of national concerns is undisputed,³⁴ it remains an optional component in the NDCs. Countries may include adaptation or not.³⁵ Combined with the lack of specific guidance on the NDC process, the result has been great variation among adaptation measures. The UNFCCC reports that information in the (I)NDCs on adaptation ranges from a description of national circumstances including the impact of climate change through to the identification of vulnerable sectors and priority adaptation needs. In some cases the adaptation sectors describe ongoing and planned adaptation actions. In other cases, they articulate a

series of time-bound adaptation targets. In the majority of cases, (I)NDCs include a combination of some or all these elements.³⁶

The observations above also hold true for the ACP Region's (I)NDCs. All 79 ACP (I)NDCs incorporate a section on adaptation, but these sections vary considerably.

Methodological difficulties prevent a meaningful aggregation of the adaptation components.³⁷ However, it is possible to see which (I)NDCs explicitly include adaptation commitments in terms of quantified and/or time-bound targets or specified actions (including policies, plans and projects). **As shown in Figures 14 and 15 below the vast majority of ACP countries' (I)NDCs (68 countries 86%) include adaptation commitments. A very small minority (11 countries, 14%) do not.**



³³ The ACP Action Plan on Climate Change emphasises adaptation as a critical area of focus with the specific objective to "contribute to the enhancement of adaptive capacity and to protecting people's livelihoods and ecosystems that are particularly vulnerable to the adverse impacts of climate change". In parallel, the Plan includes "enhanced action in adaptation" as the very first component of its specific objective to support NDC implementation.

³⁴ UNFCCC synthesis update report, 16.

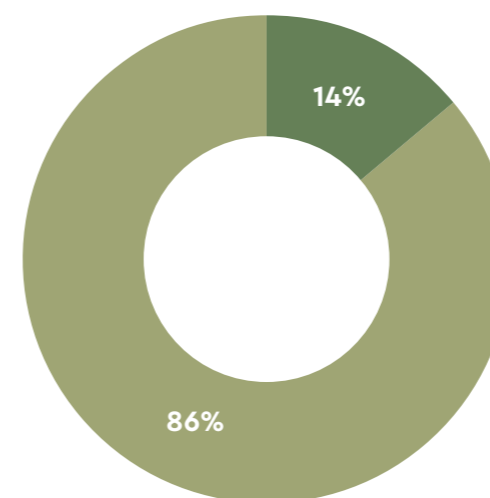
³⁵ COP20 clarified that Parties may include adaptation to climate change impacts on a voluntary basis, inviting them to "consider communicating their undertakings in adaptation planning or consider including an adaptation component in their intended nationally determined contributions" (Decision 1/CP.20, para. 12).

³⁶ UNFCCC synthesis update report, 16-18.

³⁷ UNFCCC synthesis update report, 16.

Figure 14:

ACP (I)NDCs with adaptation commitments (in number of countries and percentages)



- Adaptation commitments included = 68 countries
- Adaptation commitments not included = 11 countries

Regional data provides further insights, particularly into the degree of adaptation planning and implementation in ACP countries. **When (I)NDC adaptation components include specific targets and actions, then the country is presumably more advanced also with its adaptation planning, implementation, and scaling up of existing efforts through multi-levelled actions and measures.**³⁸

Figure 15:

ACP (I)NDCs with adaptation commitments (country indication)

Adaptation commitments included

68 countries

Angola, Antigua And Barbuda, Bahamas, Belize, Benin, Botswana, Burkina Faso, Burundi, Cape Verde, Cameroon, Central African Republic, Chad, Comoros, Congo, Cook Islands, Cuba, Democratic Republic of Congo (DRC), Djibouti, Dominica, Equatorial Guinea, Eritrea, Ethiopia, Fiji, Gambia, Ghana, Grenada, Guinea, Guinea Bissau, Guyana, Haiti, Ivory Coast, Jamaica, Kenya, Kiribati, Lesotho, Liberia, Madagascar, Malawi, Mali, Marshall Islands, Mauritania, Mauritius, Mozambique, Namibia, Niger, Nigeria, Niue, Rwanda, Saint Kitts and Nevis, Saint Lucia, Saint Vincent and The Grenadines, Samoa, São Tomé E Príncipe, Senegal, Seychelles, Sierra Leone, Somalia, South Africa, Sudan, Suriname, Swaziland, Tanzania, Timor-Leste, Togo, Tonga, Uganda, Vanuatu, Zambia, Zimbabwe

Adaptation commitments not included

11 countries

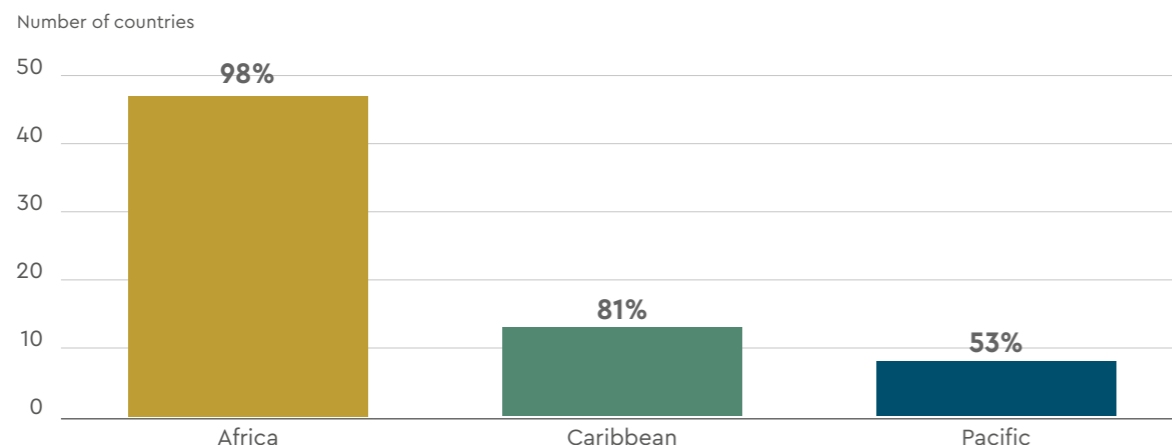
Barbados, Dominican Republic, Gabon, Micronesia, Nauru, Palau, Papua New Guinea, Samoa, Solomon Islands, Trinidad and Tobago, Tuvalu



³⁸ This assumption cannot take into account any developments that have occurred after the elaboration of the (I)NDCs.

Figure 16 shows that, of the 68 ACP (I)NDCs that include commitments on adaptation, some 47 belong to African countries, 13 to Caribbean countries, and 8 to countries in the Pacific.

Figure 16:
ACP countries with adaptation commitments (by numbers and percentages)



As a percentage, fewer Pacific (I)NDCs have adaptation commitments (8 out of 15 countries, 53%) than is the case for the African (47 out of 48 countries, 98%) and Caribbean (13 out of 16 countries, 81%) regions. **Adaptation is a high priority for the Pacific region, and so Pacific countries may wish to increase their efforts to plan for adaptation and document these efforts in their next NDCs. This would also help attract international attention towards their adaptation needs and goals.**

Since countries have used no uniform approach to formulate their adaptation commitments, largely due to the lack of official guidance, **this report recommends that all ACP countries improve the transparency and coherence of their adaptation efforts in their next NDCs.** As will be discussed in section 2.4.3, the National Adaptation Plan (NAP) process might usefully improve ACP country capacity for adaptation planning and implementation.

The NAP process might also link ACP capacity for adaptation to the NDC process in a more transparent and programmatic manner.

2.2.2 Conditionality

As with mitigation, the ACP (I)NDCs also articulate adaptation conditionalities very differently.

Using the general premises on conditionality in section 2.1.3, Figures 17 and 18 below show the different ways in which ACP countries express adaptation conditionalities: 16 countries include conditional contributions only (20%); 9 countries include unconditional and conditional contributions (11%); 38 countries include unspecified contributions (49%); 5 countries include partially specified contributions (6%). No data was available for the remaining 11 countries (14%), as their (I)NDCs did not include any adaptation commitments.

Figure 17:
Number and percentage of ACP (I)NDCs with conditionality in their adaptation

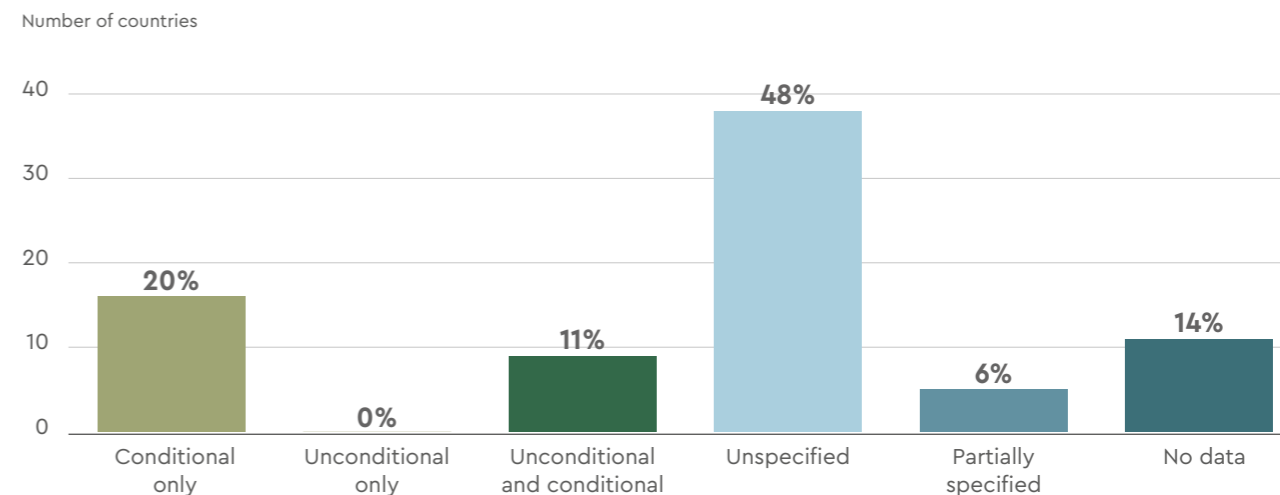


Figure 18:
Countries with conditionality in their (I)NDC adaptation commitments

Conditional only	16 countries: Burundi, Cape Verde, Comoros, Democratic Republic of Congo (DRC), Dominica, Guinea-Bissau, Kenya, Liberia, Mauritania, Namibia, São Tomé E Príncipe, Sierra Leone, Sudan, Tanzania, Uganda, Zambia
Unconditional only	No countries
Unconditional and conditional	9 countries: Antigua and Barbuda, Angola, Cook Islands, Djibouti, Ghana, Guyana, Malawi, Suriname, Swaziland
Unspecified	38 countries: Bahamas, Belize, Benin, Botswana, Cameroon, Central African Republic, Congo, Cuba, Grenada, Ivory Coast, Equatorial Guinea, Eritrea, Ethiopia, Fiji, Gambia, Guinea, Kiribati, Lesotho, Madagascar, Mali, Marshall Islands, Mozambique, Niger, Nigeria, Niue, Rwanda, Saint Kitts and Nevis, Saint Lucia, Saint Vincent and the Grenadines, Senegal, Seychelles, Somalia, South Africa, Timor-Leste, Togo, Tonga, Vanuatu, Zimbabwe
Partially specified	5 countries: Burkina Faso, Chad, Mauritius, Haiti, Jamaica
No data	11 countries: Barbados, Dominican Republic, Gabon, Micronesia, Nauru, Palau, Papua New Guinea, Samoa, Solomon Islands, Trinidad and Tobago, Tuvalu

Based on the data above, 30 ACP (I)NDCs (38%) include conditional adaptation contributions.³⁹ This is significantly less than the 68 countries (86%) with conditionality for mitigation (section 2.1.3). This suggests that ACP countries are therefore more advanced in their mitigation planning than

their planning for adaptation. This conclusion is strengthened by the number of adaptation contributions with unspecified conditionality (38 countries, 48%), much more than the number of mitigation contributions with unspecified conditionality (11 countries, 14%).

³⁹ This includes contributions categorised as "conditional only", "unconditional and conditional" and "partially specified".

2.2.3 Sectors

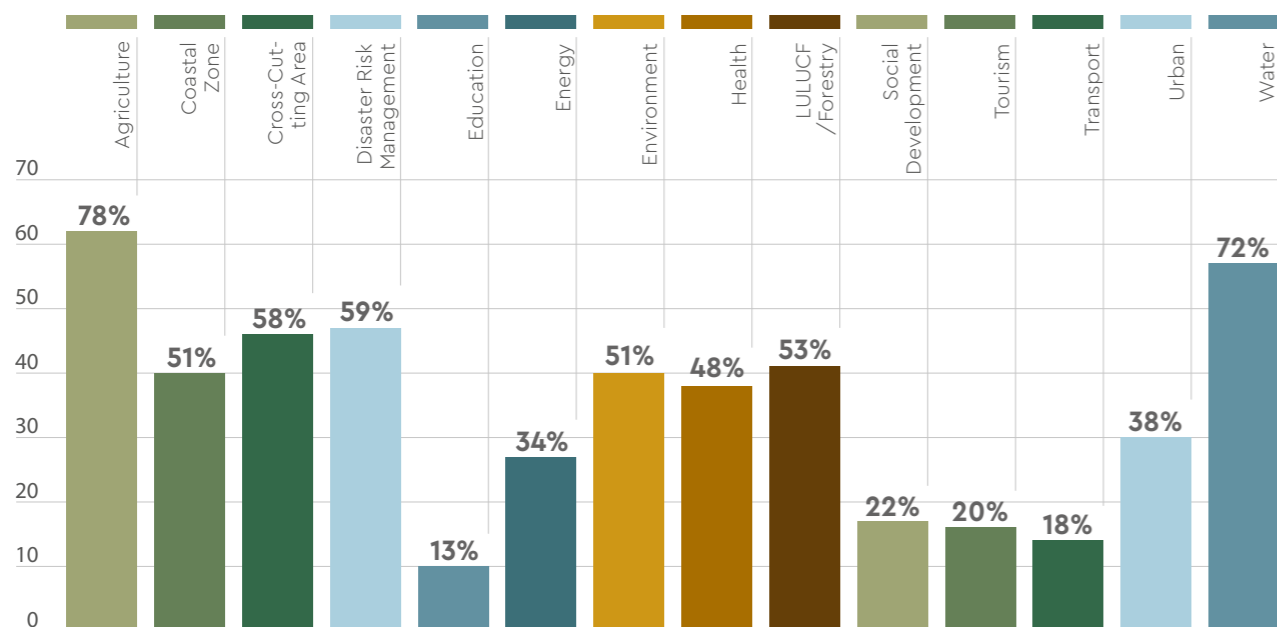
Adaptation components of ACP (I)NDCs cover a variety of sectors. As with the analysis of mitigation sector coverage, the analysis of adaptation sector coverage uses a combination of categories, including sectors recognised by the UNFCCC synthesis update report together with other specific sub-sectors:⁴⁰ Agriculture, Coastal Zone, Cross-cutting Area,⁴¹ Disaster Risk Management, Education, Energy, Environment, Health, LULUCF/Forestry, Social Development, Tourism, Transport, Urban, and Water. A sector is considered to be covered if it is highlighted or prioritised in a country's (I)NDC at target or action-level, or if the (I)NDC emphasises the potential for adaptation

or investment in that sector.

As can be seen in Figure 19, **Agriculture is the most covered sector overall** (62 countries, 78%), followed by Water (57 countries, 72%), Disaster Risk Management (47 countries, 59%), Cross-Cutting Area (46 countries, 58%), Environment and Coastal Zone (40 countries, 51% each), Health (38 countries, 48%), Urban (30 countries, 38%), Energy (27 countries, 34%), Social Development (17 countries, 22%), Tourism (16 countries, 20%), Transport (14 countries, 18%), and Education (10 countries, 13%).

Figure 19:

Adaptation sectors covered by ACP countries' (I)NDCs (in number of countries and percentages)



This data provides further insights into the adaptation priorities of each ACP region. Figures 20 and 21 provide aggregate numbers for priority sectors in the African, Caribbean

and Pacific regions. They also show which country (I)NDCs cover which sector. The figures are then followed by a short discussion of the main findings.

⁴⁰ As for mitigation, this classification was also retrieved from the World Bank database on INDCs, available at: <http://indc.worldbank.org>

⁴¹ 'Cross-cutting Area' includes the following sub-categories: Capacity building and Knowledge Transfer; Climate Risk Management; Climate Services; Landscape Management.

Figure 20:

Adaptation sectors covered by ACP countries' (I)NDCs (geographical distribution)

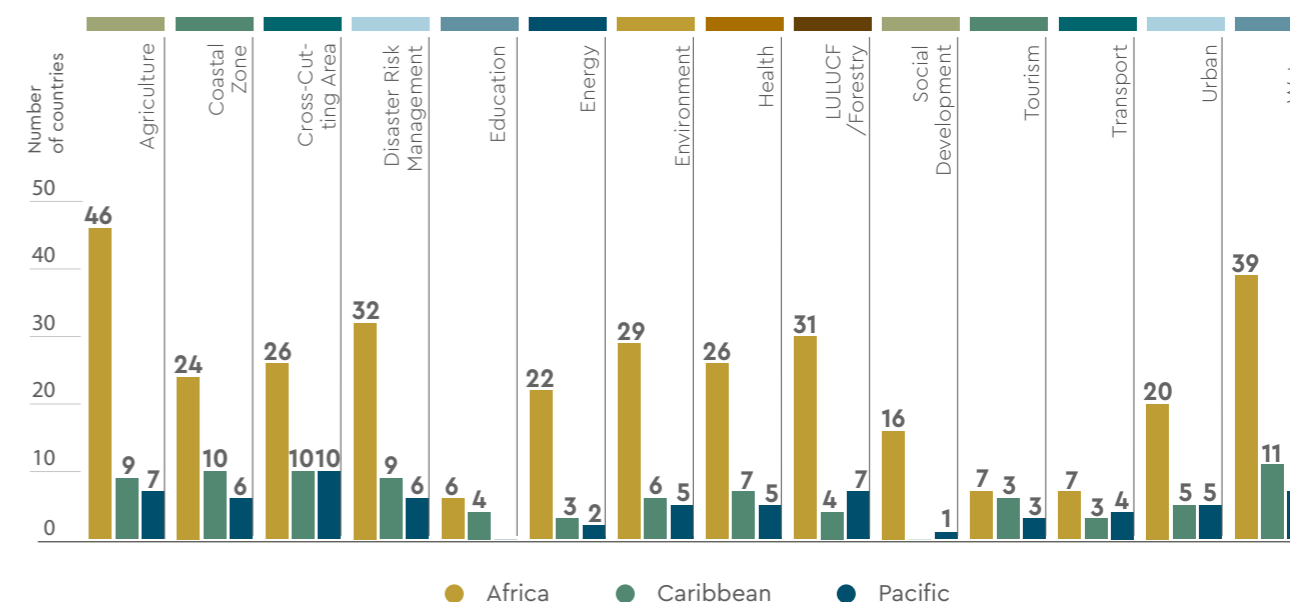


Figure 21

Adaptation sectors covered by ACP countries' (I)NDCs (country indication)

Agriculture	62 countries: Angola, Bahamas, Barbados, Belize, Benin, Botswana, Burkina Faso, Burundi, Cape Verde, Cameroon, Central African Republic, Chad, Comoros, Congo, Cook Islands, Democratic Republic of Congo (DRC), Djibouti, Dominica, Equatorial Guinea, Eritrea, Ethiopia, Gambia, Ghana, Guinea, Guinea-Bissau, Guyana, Haiti, Ivory Coast, Kenya, Lesotho, Liberia, Madagascar, Malawi, Mali, Mauritania, Mauritius, Mozambique, Namibia, Nauru, Niger, Nigeria, Niue, Rwanda, Samoa, São Tomé E Príncipe, Senegal, Seychelles, Sierra Leone, Somalia, Saint Kitts and Nevis, Saint Lucia, Sudan, Suriname, Swaziland, Tanzania, Timor-Leste, Togo, Tonga, Uganda, Vanuatu, Zambia, Zimbabwe
Coastal Zone	40 countries: Angola, Barbados, Belize, Benin, Cameroon, Chad, Comoros, Congo, Cook Islands, Cuba, Democratic Republic of Congo (DRC), Djibouti, Dominican Republic, Fiji, Gabon, Grenada, Guinea, Guinea-Bissau, Guyana, Haiti, Ivory Coast, Liberia, Madagascar, Mauritius, Namibia, Samoa, São Tomé E Príncipe, Senegal, Seychelles, Sierra Leone, Somalia, Saint Kitts and Nevis, Saint Lucia, Sudan, Suriname, Tanzania, Timor-Leste, Togo, Tonga, Vanuatu
Cross-Cutting Area	46 countries: Barbados, Belize, Benin, Burundi, Central African Republic, Cuba, Djibouti, Dominica, Dominican Republic, Equatorial Guinea, Fiji, Gambia, Grenada, Guinea-Bissau, Haiti, Ivory Coast, Jamaica, Kenya, Kiribati, Lesotho, Liberia, Madagascar, Malawi, Mali, Mauritania, Mozambique, Namibia, Nauru, Niger, Nigeria, Niue, Papua New Guinea, Rwanda, Samoa, Seychelles, Solomon Islands, Saint Lucia, Sudan, Suriname, Tanzania, Timor-Leste, Togo, Tonga, Uganda, Vanuatu, Zambia
Disaster Risk Management	47 countries: Angola, Antigua and Barbuda, Barbados, Belize, Benin, Burundi, Cameroon, Central African Republic, Comoros, Congo, Cuba, Djibouti, Dominica, Dominican Republic, Equatorial Guinea, Ethiopia, Fiji, Gambia, Ghana, Guyana, Haiti, Jamaica, Kiribati, Lesotho, Liberia, Madagascar, Malawi, Marshall Islands, Mauritius, Mozambique, Namibia, Nigeria, Rwanda, Samoa, São Tomé E Príncipe, Senegal, Seychelles, Sierra Leone, Somalia, South Africa, Sudan, Swaziland, Timor-Leste, Tonga, Uganda, Zambia, Zimbabwe

Education	10 countries: Cameroon, Congo, Dominica, Dominican Republic, Gambia, Haiti, Nigeria, Seychelles, Suriname, Togo
Energy	27 countries: Angola, Antigua and Barbuda, Burkina Faso, Burundi, Cameroon, Central African Republic, Chad, Dominica, Equatorial Guinea, Eritrea, Ethiopia, Gambia, Guinea-Bissau, Ivory Coast, Kenya, Liberia, Malawi, Marshall Islands, Nauru, Niger, Nigeria, Seychelles, Suriname, Tanzania, Togo, Uganda, Zimbabwe
Environment	40 countries: Bahamas, Belize, Benin, Burundi, Cape Verde, Cameroon, Chad, Cook Islands, Democratic Republic of Congo (DRC), Djibouti, Dominican Republic, Eritrea, Ethiopia, Gambia, Guinea, Guyana, Jamaica, Kenya, Lesotho, Liberia, Madagascar, Malawi, Mali, Marshall Islands, Mozambique, Namibia, Niger, Nigeria, Senegal, Seychelles, Sudan, Suriname, Swaziland, Timor-Leste, Togo, Tonga, Uganda, Vanuatu, Zambia, Zimbabwe
Health	38 countries: Angola, Antigua and Barbuda, Bahamas, Barbados, Belize, Botswana, Burkina Faso, Cameroon, Central African Republic, Chad, Comoros, Cuba, Eritrea, Ethiopia, Ghana, Haiti, Kenya, Kiribati, Liberia, Madagascar, Malawi, Mauritania, Mauritius, Mozambique, Namibia, Niger, Niue, Samoa, Senegal, Seychelles, Sierra Leone, Sudan, Suriname, Tanzania, Timor-Leste, Uganda, Vanuatu, Zambia
LULUCF/Forestry	42 countries: Angola, Belize, Benin, Burkina Faso, Burundi, Cameroon, Central African Republic, Comoros, Cook Islands, Democratic Republic of Congo (DRC), Eritrea, Ethiopia, Fiji, Gambia, Ghana, Guinea, Guinea-Bissau, Guyana, Ivory Coast, Kenya, Lesotho, Liberia, Madagascar, Malawi, Mali, Mozambique, Namibia, Niger, Nigeria, Niue, Rwanda, Samoa, São Tomé E Príncipe, Saint Lucia, Sudan, Suriname, Tanzania, Timor-Leste, Togo, Tonga, Uganda, Vanuatu
Social Development	17 countries: Benin, Cape Verde, Cameroon, Democratic Republic of Congo (DRC), Djibouti, Gambia, Ghana, Kenya, Malawi, Marshall Islands, Niger, Seychelles, Sierra Leone, Sudan, Uganda, Zimbabwe
Tourism	16 countries: Antigua and Barbuda, Bahamas, Barbados, Belize, Cameroon, Cook Islands, Djibouti, Dominican Republic, Gambia, Kenya, Rwanda, Samoa, Sierra Leone, Suriname, Tanzania, Vanuatu
Transport	14 countries: Belize, Democratic Republic of Congo (DRC), Dominica, Kiribati, Madagascar, Malawi, Marshall Islands, Mauritius, Nigeria, Suriname, Timor-Leste, Togo, Tonga, Uganda
Urban	30 countries: Angola, Antigua and Barbuda, Bahamas, Belize, Burkina Faso, Cameroon, Central African Republic, Comoros, Cook Islands, Ethiopia, Fiji, Gambia, Ghana, Guinea-Bissau, Haiti, Kenya, Madagascar, Malawi, Namibia, Niger, Nigeria, Niue, Senegal, Seychelles, Saint Lucia, Timor-Leste, Togo, Tonga, Uganda, Zambia
Water	57 countries: Angola, Antigua and Barbuda, Bahamas, Barbados, Belize, Benin, Botswana, Burkina Faso, Burundi, Cape Verde, Cameroon, Central African Republic, Chad, Comoros, Cook Islands, Djibouti, Dominican Republic, Eritrea, Ethiopia, Gambia, Ghana, Grenada, Guinea, Guinea-Bissau, Guyana, Haiti, Ivory Coast, Kenya, Lesotho, Madagascar, Malawi, Mali, Mauritania, Mauritius, Mozambique, Namibia, Nauru, Niger, Nigeria, Niue, Rwanda, Samoa, Seychelles, Solomon Islands, Somalia, Saint Kitts and Nevis, Saint Lucia, Sudan, Suriname, Swaziland, Tanzania, Timor-Leste, Togo, Uganda, Vanuatu, Zambia, Zimbabwe

Agriculture is the most prominent sector for adaptation in the African region (46 countries), and one of the most covered sectors in the Caribbean and Pacific regions (9 Caribbean countries and 7 Pacific countries). In this respect, (I)NDC measures include programmes and policies such as the promotion of sustainable

agriculture, land and resource management, and agricultural adaptation. In some cases, especially in the African region, the (I)NDCs also note the synergies with mitigation. This all demonstrates how ACP countries emphasise the integration of adaptation into agriculture and food production and ensuring food security through increasing agricultural

sustainability.⁴² **Most (I)NDCs, however, underline the need for international financial support and technology transfer to ease the transition to more sustainable agriculture and land uses, thus enhancing adaptive capacity and food security too.**

Water security is a key development priority for ACP countries, as demonstrated by the fact that **Water** is the second most prioritised sector in the African and Caribbean region (39 African countries and 11 Caribbean countries) and one of the most covered sectors in the Pacific region too (7 countries). ACP (I)NDCs include various actions related to the protection of water resources, including climate mainstreaming in water management policies, implementation of national water management plans and strategies, but also specific water-saving measures and techniques to ensure water security and

improve the supply of water.

Disaster Risk Management was found to be the third most prominent sector in the African region (32 countries) and one of the most present in the Caribbean and Pacific countries (9 Caribbean countries and 6 Pacific countries). **This indicates that ACP countries recognise the importance of developing and implementing disaster risk reduction strategies while implementing adaptation actions.** This follows a trend observed by many countries and noted in the UNFCCC synthesis update report.⁴³ Among the variety of proposed actions in this field, ACP countries note the need to support implementation of their existing relevant strategies, policies, plans and frameworks. They highlight specific measures such as early warning systems, hazard assessment, infrastructure protection measures, and contingency plans.



⁴² The ACP Action Plan on Climate Change recognises the promotion of climate-smart agriculture practices as a key action to achieve the adaptation objectives of the Plan and ensure food and water security in the region.

⁴³ UNFCCC synthesis update report, 70.

2.3 SUPPORT NEEDS

As previous sections show, the vast majority of ACP (I)NDCs include conditionalities for both mitigation and adaptation. This means they require support to implement the conditional policies and measures set out in their (I)NDCs, and to achieve their full ambitions for climate action.

The Paris Agreement highlights climate finance, capacity building and technology transfer as important types of support that can assist Parties to implement their (I)NDCs in full.⁴⁴ Many developing country (I)NDCs identify their support requirements for implementing conditional actions. Because this was done on a purely optional basis,⁴⁵ however, this information comes with varying levels of detail. There is no uniform approach on how (I)NDCs outline their support needs.

The sections below illustrate ACP countries needs for support to achieve the full implementation of their (I)NDCs. The sections build on information provided in the country (I)NDCs on their financial, capacity-building and technological needs.

2.3.1 Climate finance

Access to climate finance is critical for ACP countries to take effective climate action and contribute to the Paris Agreement goals.⁴⁶ The UNFCCC notes that climate finance takes many forms, including "local, national or transnational financing, which may be drawn from public, private and alternative sources of financing, to mitigate and adapt to climate

change".⁴⁷ In this context it is important that countries – particularly developing countries – have a clear understanding of the different sources of finance they need to support full implementation of their (I)NDCs. Categorising and quantifying these needs, in particular, can help countries to mobilise the required resources, both domestically and internationally.

However, not all countries have the capacity to estimate their (I)NDC implementation costs. A country may not outline the costs of mitigation or adaptation in its (I)NDC, but this does not necessarily mean that no support is needed. Similarly, restricted by its capacity, a country may provide only partial financial estimates, covering a single component within the (I)NDC. In another instance, a country may provide financial estimates but without any indication of their conditionality, thus reducing the clarity of support required (international when conditional or domestic when unconditional).

Taking the above considerations into account, this analysis examines the extent to which ACP (I)NDCs assess their financial needs. It asks: 1) whether or not their (I)NDCs include any quantified estimate of their financial needs; 2) whether these estimates are comprehensive, meaning that they broadly cover both mitigation and adaptation components, or whether they are "partial";⁴⁸ 3) whether these estimates come with any conditionality. These insights are followed by detail of the actual

⁴⁴ Paris Agreement, Articles 9, 10 and 11.

⁴⁵ Decision 1/CP.20, para. 12 did not invite countries to specifically present information on their support needs in their (I)NDCs.

⁴⁶ The ACP Action Plan on Climate Change includes among its specific objectives the goal of promoting and contributing to the provision of scaled-up financial resources for climate change action in ACP countries.

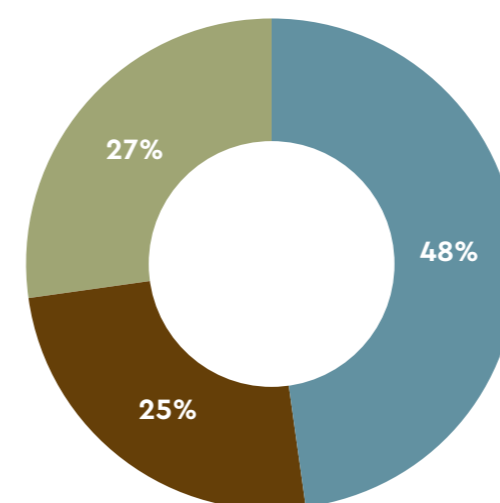
⁴⁷ UNFCCC, Introduction to Climate Finance, <https://unfccc.int/topics/climate-finance/the-big-picture/introduction-to-climate-finance>

⁴⁸ The results of the analysis included in this section and all related estimates are based exclusively on what the (I)NDCs indicate and the language used therein. A country was identified as having undertaken a "partial" costing analysis of its (I)NDC in any case where the (I)NDC did not explicitly provide financial estimates covering the full costs of both its mitigation and adaptation components.

quantified needs, broken down, for example, between mitigation and adaptation, or by geographical region.⁴⁹

As Figures 22 and 23 show, 59 ACP (I)NDCs (75%) include financial estimates

Figure 22:
Costing analysis included in ACP countries' (I)NDCs (in number of countries and percentages)



- Costing analysis included = 38 countries
- Costing analysis partially included = 21 countries
- Costing analysis not included = 20 countries

The numbers above are significantly lower when we consider the ACP countries, which do not specify any conditionality in their financial estimates. Figures 24 and 25 show that of the 59 (I)NDCs that include financial estimates,

⁴⁹ These estimates only consider the costs that the (I)NDCs expressly dedicate to mitigation and/or adaptation. When aggregated self-reported total costs are provided (i.e. a total cost including mitigation and adaptation), however, they do not always translate into the combination of the related individual mitigation or adaptation costs that may be expressed.

for implementation. Of these, 38 countries (48%) provide full estimates for their financial needs, while 21 countries (27%) do so only partially. The remaining 20 countries (25%) include no financial estimates in their (I)NDCs.

Figure 23:
Costing analysis included in ACP countries' (I)NDCs (country indication)

Costing analysis included

38 countries
Angola, Antigua and Barbuda, Benin, Burkina Faso, Burundi, Central African Republic, Chad, Comoros, Congo, Cuba, Democratic Republic of Congo (DRC), Dominica, Grenada, Haiti, Ivory Coast, Equatorial Guinea, Eritrea, Ghana, Kenya, Madagascar, Mali, Mauritania, Mauritius, Namibia, Niger, Saint Lucia, Senegal, Seychelles, Sierra Leone, Solomon Islands, South Africa, Sudan, Suriname, Togo, Trinidad and Tobago, Uganda, Zambia, Zimbabwe

Costing analysis partially included

21 countries
Belize, Botswana, Cape Verde, Cameroon, Djibouti, Dominican Republic, Ethiopia, Guinea, Guyana, Guinea-Bissau, Fiji, Kiribati, Lesotho, Nauru, Niue, Palau, Rwanda, São Tomé E Príncipe, Somalia, Tanzania, Vanuatu

Costing analysis not included

20 countries
Bahamas, Barbados, Cook Islands, Gabon, Gambia, Jamaica, Liberia, Malawi, Marshall Islands, Micronesia, Mozambique, Nigeria, Papua New Guinea, Saint Kitts and Nevis, Saint Vincent and the Grenadines, Samoa, Swaziland, Timor-Leste, Tonga, Tuvalu

only 26 (44%) indicate whether the costs are to be raised domestically, internationally, or both. This number becomes even smaller (33%) when compared with the total number of ACP countries.

Figure 24:

Costing analysis included in ACP countries' (I)NDCs (conditionality element)

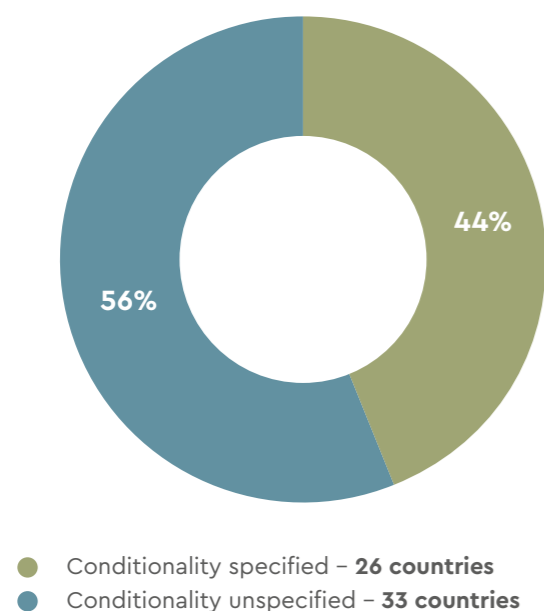
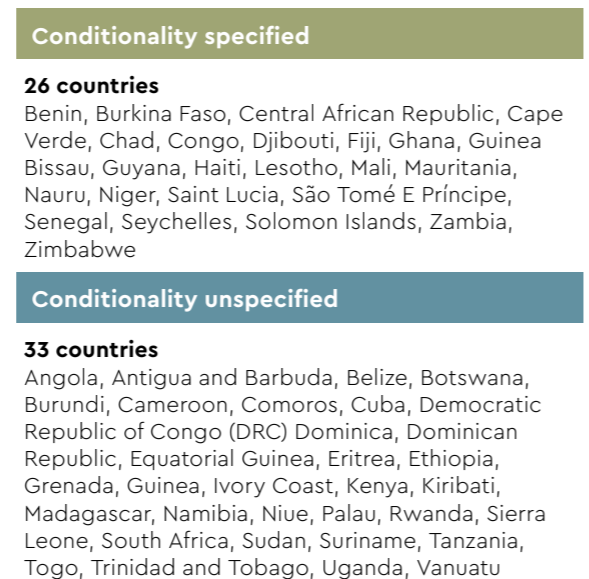


Figure 25:

Costing analysis included in ACP countries' (I)NDCs (conditionality element and country indication)



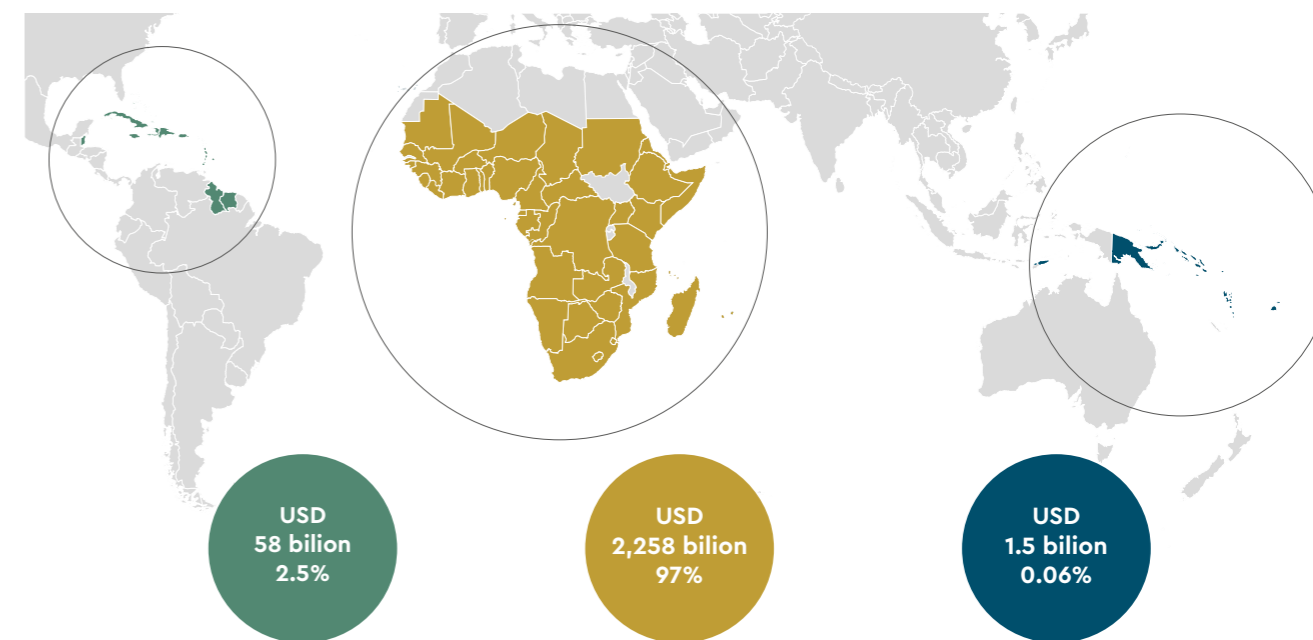
Total financial needs expressed by the 59 ACP (I)NDCs, which quantify their financial needs, comes to roughly USD 2,317 billion.⁵⁰

Figure 26 shows that 97% of this figure comes from the African region (approximately USD 2,258 billion), while the Caribbean and Pacific regions account for 2.5% (approximately USD 58 billion), and 0.06% (approximately USD 1.5 billion), respectively.

⁵⁰ This estimate includes the self-reported quantified financial needs for mitigation and/or adaptation as well as any individual estimates for specific sectors in cases where countries have not provided overall estimates for mitigation or adaptation. The following adjustments were made during the analysis: those financial needs expressed in other currencies than USD were converted; those financial needs expressed as a "per year" amount were converted to a total number; whenever countries indicated different numbers based on different scenarios or years, the highest financial number was considered.

Figure 26:

Financial needs expressed in ACP countries' (I)NDCs (in USD billion and per region)



African (I)NDCs account for the overwhelming majority of quantified financial needs. As Figure 27 shows, of the 59 ACP countries that include financial estimates in their (I)NDCs, 41 are African countries (69%) while only 11 are Caribbean countries (19%) and 7 are Pacific countries (12%).

Figure 27:

Financial needs expressed in ACP countries' (I)NDCs (in USD billion and per region)

Region	Countries with quantified financial needs in (I)NDCs	Total financial needs *	Average required financial amount per country *
Africa	41 countries: Angola, Benin, Botswana, Burkina Faso, Burundi, Cape Verde, Cameroon, Central African Republic, Chad, Comoros, Congo, Democratic Republic of Congo, Ivory Coast, Djibouti, Equatorial Guinea, Eritrea, Ethiopia, Ghana, Guinea Bissau, Kenya, Lesotho, Madagascar, Mali, Mauritania, Mauritius, Namibia, Niger, Rwanda, São Tomé E Príncipe, Senegal, Seychelles, Sierra Leone, Somalia, South Africa, Sudan, Tanzania, Togo, Uganda, Zambia, Zimbabwe	2,258	55.0
Caribbean	11 countries: Antigua and Barbuda, Belize, Cuba, Dominica, Dominican Republic, Grenada, Guyana, Haiti, Saint Lucia, Suriname, Trinidad and Tobago	58	5.3
Pacific	7 countries: Fiji, Kiribati, Nauru, Niue, Palau, Solomon Islands, Vanuatu	1.5	0.2
Total	59 countries:	2,317	39.3

* in USD billion

Figure 27 also shows that the ACP region's average financial requirement is approximately USD 39.3 billion for the 59 countries that expressed a financial requirement. In Africa, the average is USD 55 billion for 41 countries; in the Caribbean, the average is USD 5.3 billion for 11 countries; and for the Pacific, the average financial requirement is just over USD 0.2 billion for 7 countries.

Not all countries provide explicit estimates for both mitigation and adaptation in their (I)NDCs. In some cases, a country includes

only mitigation or adaptation costs. In other cases, countries provide a quantified total estimate for mitigation and adaptation but without specifying the individual costs.

Figure 28 provides further detail. Of the ACP countries that include financial estimates in their (I)NDCs, 39 countries (66%) include estimates for both mitigation and adaptation; 11 countries (19%) estimate mitigation costs only; 2 countries (3%) estimate adaptation costs only; 7 countries (12%) provide a cumulated estimate (mitigation + adaptation) without specifying the individual costs.

Figure 28:

Allocation of mitigation and adaptation needs expressed in ACP countries' (I)NDCs (in number of countries and percentages)

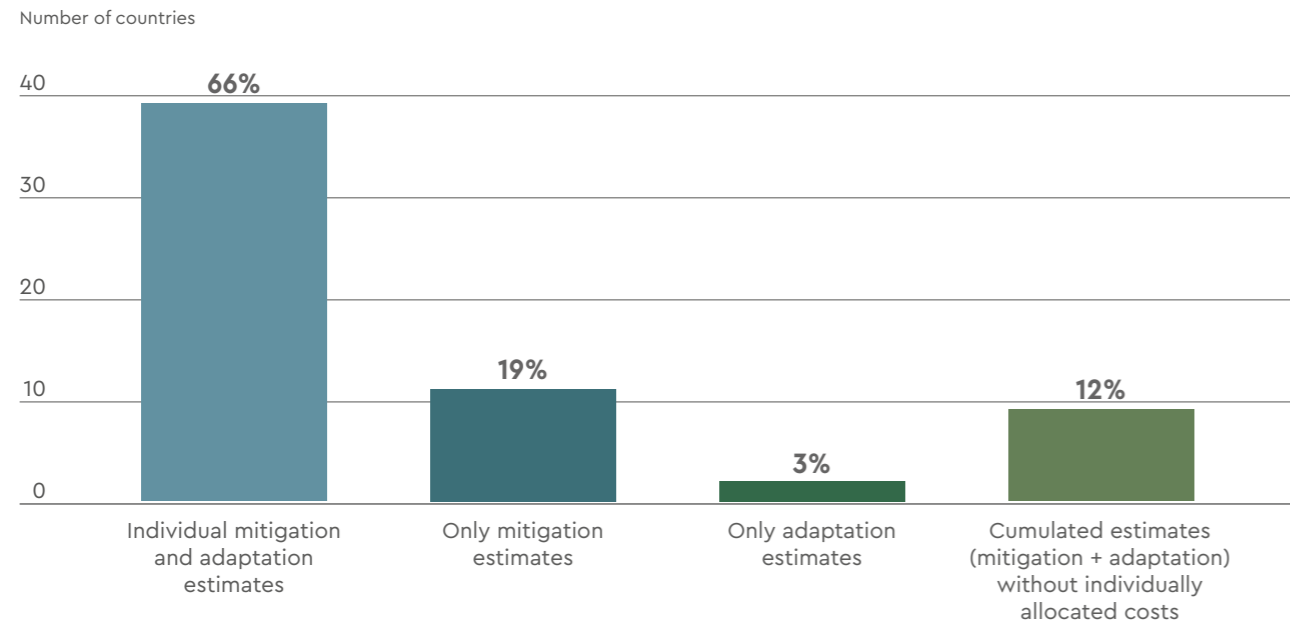


Figure 29:

Allocation of mitigation and adaptation needs expressed in ACP countries' (I)NDCs (country indication and estimated quantified needs in USD billion)

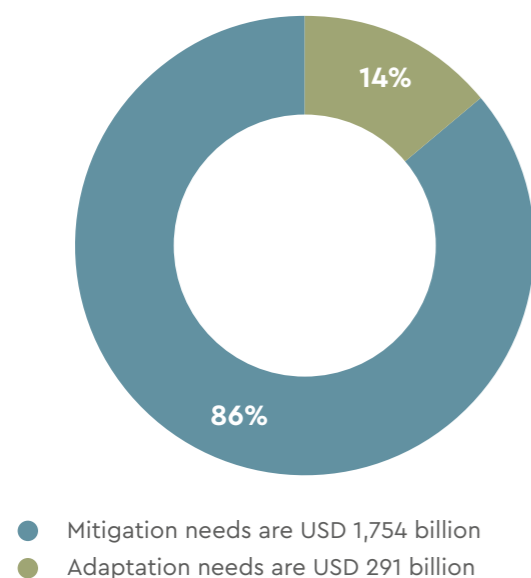
Type of financial contribution	Number of countries	Estimated needs *
Individual mitigation and adaptation estimates	39 countries: Angola, Antigua and Barbuda, Belize, Benin, Burkina Faso, Burundi, Cameroon, Central African Republic, Chad, Comoros, Democratic Republic of Congo (DRC), Dominica, Dominican Republic, Ivory Coast, Djibouti, Equatorial Guinea, Eritrea, Ghana, Guinea, Guinea-Bissau, Haiti, Lesotho, Madagascar, Mali, Mauritania, Mauritius, Namibia, Niger, Senegal, Seychelles, Solomon Islands, Somalia, South Africa, Sudan, Suriname, Tanzania, Togo, Uganda, Zimbabwe	2,016
Only mitigation estimates	11 countries: Botswana, Cape Verde, Cuba, Fiji, Nauru, Niue, Palau, Saint Lucia, São Tomé E Príncipe, Trinidad and Tobago, Vanuatu	26.8
Only adaptation estimates	2 countries: Guyana, Kiribati	1.7
Total without cumulated estimates		2,044.8
Cumulated estimates (mitigation + adaptation) without individually allocated costs	7 countries: Congo, Ethiopia, Grenada, Kenya, Rwanda, Sierra Leone, Zambia	272.3
Total		2,317

* in USD billion

As Figure 29 shows above, total financial estimates for mitigation and adaptation, excluding the cumulated estimates that cover mitigation and adaptation together, comes to a total USD 2,044.8 billion. This amount can be further analysed.

Figure 30:

Allocation of mitigation and adaptation needs expressed in ACP countries' (I)NDCs (total mitigation and adaptation estimates in USD billion)



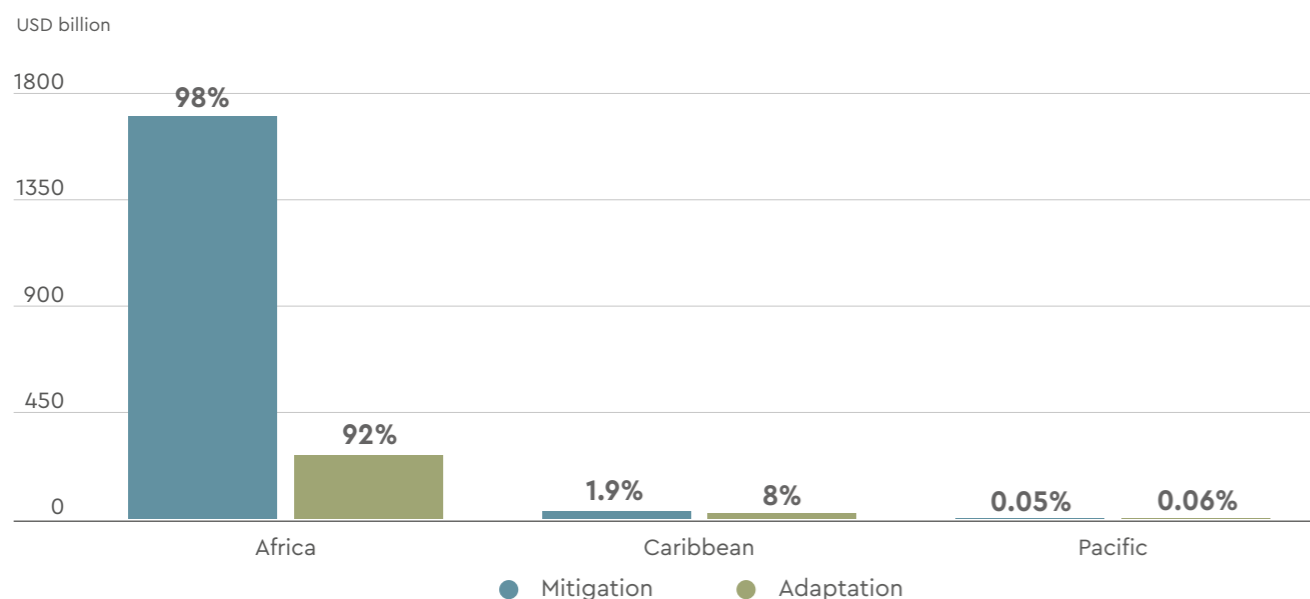
As Figure 30 indicates, 86% (USD 1,754 billion) of this amount is for mitigation, while only 14% (USD 291 billion) is for adaptation. Mitigation costs far outweigh the costs of adaptation.

Several factors could partly explain the ACP region's higher cost of mitigation. Estimating adaptation needs can be harder than estimating mitigation needs, which often leads to the former being underestimated.⁵¹ Or mitigation costs might be higher because the NDC process began with a focus on mitigation and might therefore have led countries (especially developing countries) to focus their cost calculations on mitigation rather than adaptation. Or, finally, countries may have more capacity to estimate mitigation costs than adaptation costs.⁵²

A regional perspective on the figures above provides further insights.

Figure 31:

Allocation of mitigation and adaptation needs expressed in ACP countries' (I)NDCs (in USD billion and per region)



⁵¹ Mbeva, K and Pauw, P, Self-Differentiation of Countries' Responsibilities, German Development Institute, 2016.

⁵² Shimizu, N and Rocamora, A, Analysis of Financial Components of Intended Nationally Determined Contributions (INDCs) – Lessons for future NDCs, Institute for Global Environmental Strategies, November 2016.

As Figure 31 shows, of the USD 1,754 billion needed for mitigation, 98% originates in Africa (USD 1,717 billion), 1.9% from the Caribbean (USD 35 billion) and 0.05% from the Pacific region (USD 1 billion). Of the total USD 291 billion needed for adaptation, 92% originates in Africa (USD 268 billion), 8% in the Caribbean (USD 23 billion) and approximately 0.06% in the Pacific region (USD 0.2 billion).

This geographical imbalance can be

understood as follows. On the one hand, there are many more African countries than Pacific and Caribbean. As Figure 27 above showed, Africa accounts for the overwhelming majority of ACP climate finance needs. On the other hand, African countries have claimed the biggest costs for (I)NDC implementation. Just four African countries account for almost 89% of total mitigation costs. Another four African countries account for almost 35% of total adaptation costs (Figure 32).

Figure 32:

Allocation of mitigation and adaptation needs expressed in ACP countries' (I)NDCs (highest costs in USD billion)

Country	Cost of mitigation needs*	Percentage of total mitigation costs stated in the ACP*
South Africa	1,380.0	79%
Tanzania	60.0	3%
Zimbabwe	55.8	3.4%
Mali	34.7	3.2%
Totala	1,530.9	88.6%

Country	Cost of mitigation needs*	Percentage of total mitigation costs stated in the ACP*
Zimbabwe	35.0	12%
Madagascar	28.7	10%
Namibia	22.6	7.8%
Senegal	14.6	5%
Total	100.9	34.8%

* in USD billion

The data therefore shows notable differences in the ways in which ACP countries express their need for climate finance in their (I)NDCs.

Requesting finance in the NDCs remains a voluntary option, but it can help countries to generate awareness of their needs and reach out to the international community. However, it requires that countries are able to assess and estimate their finance needs, both for mitigation and adaptation. Secondly, they must be able to communicate these needs

in a transparent and uniform manner. In both respects, it was observed that ACP countries are not all at the same level. In addition to the lack of international guidance on the NDC process, ACP countries also face capacity and technical constraints. **Therefore, this report recommends further support be provided to strengthen ACP country capacity to identify and communicate internationally their financial needs for (I)NDC implementation.**

If ACP countries receive the necessary

support, the estimates here should increase. ACP countries that have not yet quantified their financial needs (20 countries) may do so in their next NDCs. Those that have done so (wholly or partially) may yet choose to revise or increase the required amounts.



2.3.2 Capacity building and technology transfer

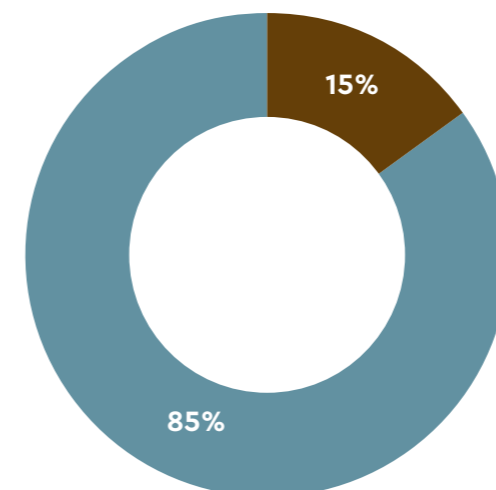
ACP (I)NDCs also include requests for capacity building and technology transfer. The ACP Action Plan on Climate Change recognises that both types enhance ACP capacity to deliver on their (I)NDCs.⁵³ As with climate finance, countries use different approaches to formulate their requests for capacity building and technology transfer. As a result, information varies from both a qualitative and quantitative perspective. The information includes entirely descriptive paragraphs of their needs, quantified and categorised technical requirements to achieve specific mitigation or adaptation outcomes, a combination of these features, or even no indication of their support needs at all.

Taking the above into account, **the below provides an overview of the extent to which ACP countries (I)NDCs indicate their capacity building and technology transfer needs. Figures 33 and 34 show that the vast majority of countries formulate such requests (67 countries, 85%). These countries include 39 African countries, 14 Caribbean countries, and 14 countries from the Pacific. Only 12 (I)NDCs (15%) include no information.**

⁵³ With regard to capacity building the ACP Action Plan sets out to "contribute to building the capacity of ACP countries, in particular LDCs and SIDS, to undertake climate change action" through a number of actions including: providing technical support to ACP stakeholders to implement mitigation and adaptation actions; build the capacity of Regional Centers of Innovation to facilitate the development and mainstreaming of green technologies throughout the ACP region; build the capacity of ACP regions and countries to access climate finance; and support the education, training and awareness raising of relevant stakeholders on climate issues". With regard to technology transfer, the Action Plan aims to "contribute to the development, transfer and efficient use of green technologies in ACP countries" and proposes the following actions to achieve it: provide technical support to ACP countries in undertaking Technology Needs Assessments (TNAs); support regional Centres of innovation to develop and replicate locally green technologies to address mitigation and adaptation; promote South-South and Triangular Cooperation to facilitate matching between ACP technology needs with solutions available in both developing and developed countries; promote private sector investment in adaptation and low-carbon technologies in ACP countries through collaborating with Regional Investment Observatories (RIOs); promote and facilitate accelerated transfer of environmentally sound technologies to support climate resilient and low-emission development strategies in ACP countries through collaboration with UNEP and UNIDO.

Figure 33:

Inclusion of capacity building and technology transfer needs in ACP countries' (I)NDCs (in percentages and number of countries)



- Capacity building and technology transfer needs included – 67 countries
- Capacity building and technology transfer needs not included – 12 countries



Figure 34:

Inclusion of capacity building and technology transfer needs in ACP countries' (I)NDCs (in number of countries and per region)

Region	Capacity building and technology transfer needs included	Capacity building and technology transfer needs not included
Africa	39 countries: Angola, Benin, Burkina Faso, Burundi, Cape Verde, Central African Republic, Chad, Comoros, Congo, Democratic Republic of Congo (DRC), Ivory Coast, Djibouti, Equatorial Guinea, Eritrea, Gambia, Ghana, Guinea, Guinea-Bissau, Lesotho, Madagascar, Mali, Mauritania, Mauritius, Mozambique, Namibia, Niger, Nigeria, Rwanda, São Tomé e Príncipe, Senegal, Seychelles, Sierra Leone, South Africa, Sudan, Tanzania, Togo, Uganda, Zimbabwe	9 countries: Botswana, Cameroon, Gabon, Kenya, Liberia, Malawi, Somalia, Swaziland, Zambia
Caribbean	14 countries: Bahamas, Barbados, Belize, Cuba, Dominica, Dominican Republic, Grenada, Guyana, Haiti, Jamaica, Saint Lucia, Saint Vincent and the Grenadines, Suriname, Trinidad and Tobago	2 countries: Antigua and Barbuda, Saint Kitts and Nevis
Pacific	14 countries: Cook Islands, Kiribati, Marshall Islands, Micronesia, Nauru, Niue, Palau, Papua New Guinea, Samoa, Solomon Islands, Timor-Leste, Tonga, Tuvalu, Vanuatu	1 country: Fiji
Total	67 countries	12 countries

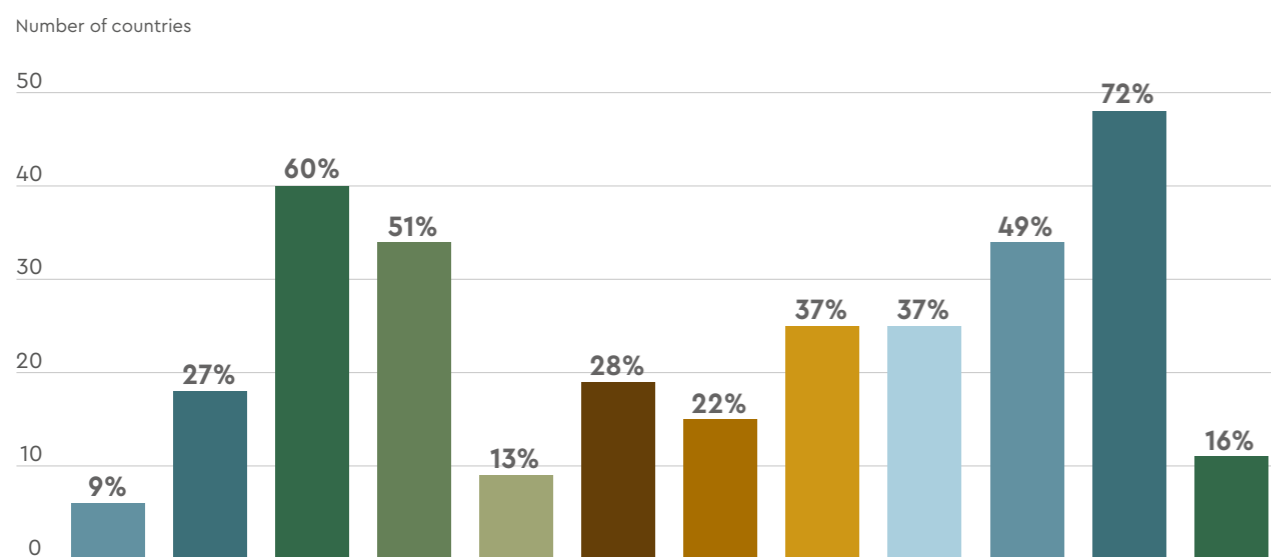


building (baseline studies and scenarios), Feasibility study, Policy development, Project development, Training/skills development, Awareness raising, Technical capacity, Technology needs, MRV.

Figure 35 and 36 below summarise the findings. Of the 67 (I)NDCs that mention the need for capacity building and technology transfer, the most prominent request is for Technology needs (48 countries, 72%), followed by Capacity building (institutional arrangements) (40 countries, 60%), Capacity building (baseline studies and scenarios) (34 countries, 51%) and Technical capacity (33 countries, 49%). Other categories were distributed as follows: Training/skills development and Awareness raising (25 countries, 37% for both), Policy development (19 countries, 28%), Regulatory framework development (including legislation) (18 countries, 27%), Project development (15 countries, 22%), MRV (11 countries, 16%), Feasibility study (9 countries, 13%), Cost assessment (6 countries, 9%)

Figure 35:

Type of capacity building and technology transfer needs in ACP countries' (I)NDCs (in number of countries and percentages)



54 Charles, L, Financing and Technical Support for the Implementation of CARICOM NDCs, April 2017; USAID, Analysis of Intended Nationally Determined Contributions (INDCs), June 2016.

Figure 36:

Type of capacity building and technology transfer needs in ACP countries' (I)NDCs (country indication)

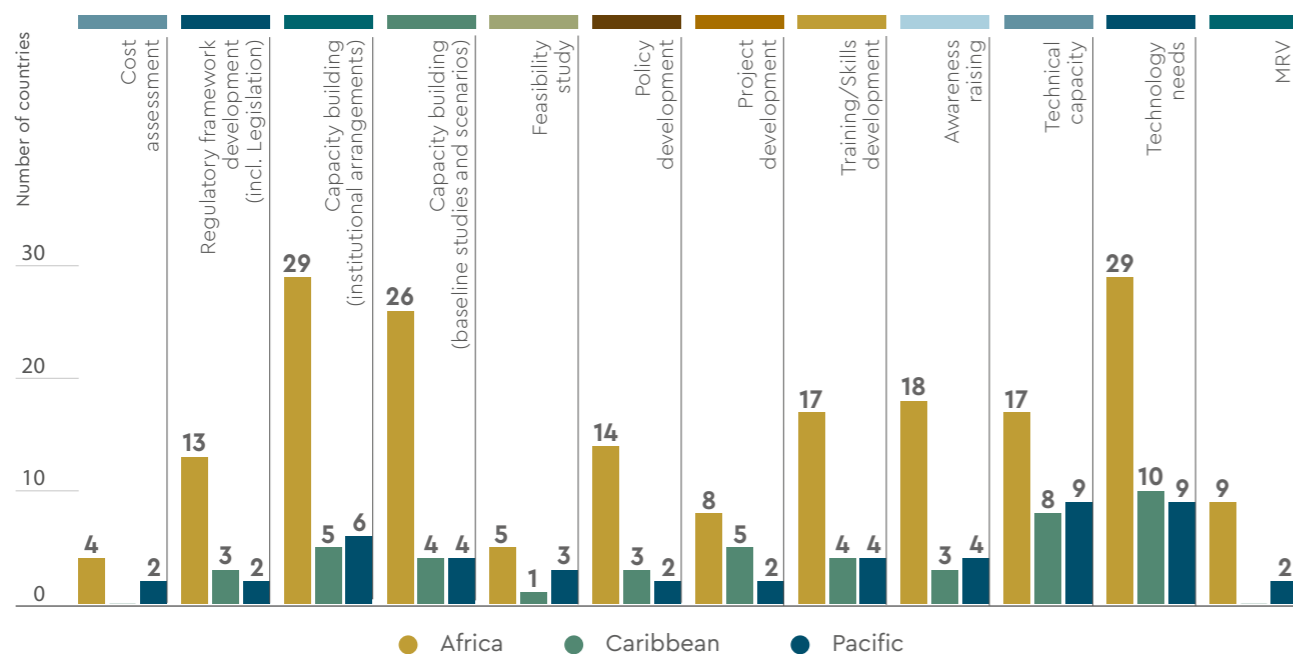
Costing assessment	6 countries: Cook Islands, Gambia, Mozambique, Nigeria, Niue, Zimbabwe
Regulatory framework development (incl. Legislation)	18 countries: Belize, Benin, Comoros, Democratic Republic of Congo, Guinea, Guyana, Haiti, Kiribati, Mali, Mauritania, Mozambique, São Tomé E Príncipe, Senegal, Seychelles, Sierra Leone, Togo, Uganda, Vanuatu
Capacity building (institutional arrangements)	40 countries: Angola, Belize, Benin, Burundi, Cape Verde, Central African Republic, Chad, Democratic Republic of Congo, Dominica, Equatorial Guinea, Eritrea, Gambia, Grenada, Guinea, Guinea-Bissau, Haiti, Ivory Coast, Kiribati, Lesotho, Madagascar, Mali, Mauritania, Micronesia, Mozambique, Namibia, Nauru, Niger, Nigeria, Rwanda, São Tomé E Príncipe, Senegal, Solomon Islands, South Africa, Suriname, Tanzania, Timor-Leste, Togo, Uganda, Vanuatu, Zimbabwe
Capacity building (baseline studies and scenarios)	34 countries: Angola, Belize, Benin, Burundi, Cape Verde, Cameroon, Chad, Comoros, Cuba, Democratic Republic of Congo, Equatorial Guinea, Eritrea, Guinea, Guinea-Bissau, Ivory Coast, Kiribati, Lesotho, Mali, Micronesia, Mozambique, Namibia, Nigeria, Niue, Papua New Guinea, Saint Lucia, Seychelles, Sierra Leone, South Africa, Sudan, Tanzania, Togo, Trinidad and Tobago, Uganda, Zimbabwe
Feasibility study	9 countries: Benin, Cape Verde, Comoros, Cuba, Ethiopia, Ivory Coast, Kiribati, Micronesia, Palau
Policy development	19 countries: Bahamas, Benin, Cape Verde, Chad, Comoros, Ivory Coast, Djibouti, Gambia, Guinea, Guyana, Lesotho, Mozambique, Namibia, Nauru, Niue, Saint Vincent and the Grenadines, Seychelles, Uganda, Zimbabwe
Project development	15 countries: Belize, Benin, Burkina Faso, Chad, Cuba, Dominica, Eritrea, Guinea, Jamaica, Mauritania, Nauru, Niger, Samoa, Sudan, Suriname
Training/Skills development	25 countries: Belize, Benin, Burundi, Cape Verde, Cameroon, Central African Republic, Chad, Comoros, Congo, Cuba, Dominica, Dominican Republic, Equatorial Guinea, Guinea-Bissau, Kiribati, Lesotho, Mali, Mauritius, Nauru, Niger, Seychelles, Solomon Islands, South Africa, Vanuatu, Zimbabwe
Awareness raising	25 countries: Belize, Benin, Burundi, Cape Verde, Cameroon, Central African Republic, Chad, Comoros, Congo, Cuba, Dominica, Dominican Republic, Equatorial Guinea, Guinea-Bissau, Kiribati, Lesotho, Mali, Mauritius, Nauru, Niger, Seychelles, Solomon Islands, South Africa, Vanuatu, Zimbabwe
Technical capacity	33 countries: Belize, Benin, Burundi, Chad, Comoros, Cuba, Democratic Republic of Congo, Dominica, Ghana, Grenada, Guinea-Bissau, Haiti, Ivory Coast, Jamaica, Kiribati, Madagascar, Mali, Mauritius, Micronesia, Nauru, Niue, Palau, Papua New Guinea, Saint Lucia, Samoa, São Tomé E Príncipe, Senegal, Solomon Islands, South Africa, Suriname, Togo, Vanuatu, Zimbabwe
Technology needs	48 countries: Angola, Bahamas, Belize, Benin, Burundi, Cape Verde, Cameroon, Central African Republic, Chad, Comoros, Congo, Dominica, Dominican Republic, Grenada, Haiti, Ivory Coast, Djibouti, Eritrea, Ghana, Guinea-Bissau, Jamaica, Kiribati, Lesotho, Madagascar, Marshall Islands, Mauritius, Mozambique, Namibia, Nauru, Nigeria, Niue, Papua New Guinea, Saint Lucia, Saint Vincent and the Grenadines, Samoa, São Tomé E Príncipe, Senegal, Seychelles, Solomon Islands, South Africa, Sudan, Suriname, Timor-Leste, Togo, Tuvalu, Uganda, Zimbabwe
MRV	11 countries: Burundi, Comoros, Lesotho, Mauritania, Mozambique, Namibia, Niger, Niue, Senegal, Sierra Leone, Timor-Leste

The prominence of the four categories above is true also for a regional perspective. Figure 37 below shows their comparatively higher presence in all three ACP regions as per the following: in the African region, 29 countries include requests for Technology needs and Capacity building (institutional arrangements) and 26 countries include requests for capacity building (baseline studies); in the Caribbean

region, 10 countries include requests for Technology needs, followed by 8 requests for Technical capacity and 5 for Capacity building (institutional arrangements); in the Pacific region, 9 countries include requests for Technology needs and Technical capacity, followed by 6 requests for Capacity building (institutional arrangements).

Figure 37:

Type of capacity building and technology transfer needs in ACP countries' (I)NDCs (per region)



Based on these findings, any (I)NDC implementation support for the ACP region should focus on the following: supporting countries to develop and/or access relevant technologies; building institutional capacities to engage in effective climate action; building capacity to do baseline studies and scenarios, which are fundamental tools for, inter alia, impact assessments, national policies, tracking domestic ambition, and providing information for key decision-makers; providing technical support for ACP countries to achieve the concrete actions/

outcomes detailed in their (I)NDCs.

Note that expression of needs depends on country capacity to identify and express them. While the categories provide a useful overview of needs in the ACP region, only a country-level analysis can provide an appropriate level of detail. To support effective NDC implementation in the ACP region, it might be better to build capacity and transfer through an approach tailor-made for each country.⁵⁵

55 The interactive online platform will be a useful tool to analyse and compare the support needs expressed by ACP countries and thus gain a more comprehensive picture of the capacity building and technology transfer priorities.

2.3.3 Proposed strategies to mobilise support

Accessing the necessary support for (I)NDC implementation requires not only that countries identify and communicate their needs, but also that they can mobilise that support both at national level and internationally. Many (I)NDCs therefore outline what type of support they need, but also how they plan to access that support. This has been done largely by describing strategies to mobilise climate finance, capacity building or technology transfer.⁵⁶ Since this is another additional feature of (I)NDCs, the information varies

greatly, reflecting the national contexts, needs, and capabilities of each country.⁵⁷

As with capacity building and technology transfer needs (section 2.3.2), strategies to mobilise support are better analysed at individual country level.⁵⁸ This paper takes a broader perspective, but at least distinguishes the countries whose (I)NDCs include such strategies from those that do not.

As figures 38 and 39 show, 41 ACP (I)NDCs (52%) include strategies to mobilise support, while 38 countries (48%) do not.

Figure 38:

Support strategies included in ACP countries' (I)NDCs (in number of countries and per region).

Region	Support strategies included	Support strategies not included
Africa	26 countries: Angola, Botswana, Burkina Faso, Cape Verde, Cameroon, Chad, Comoros, Congo, Ivory Coast, Eritrea, Ethiopia, Gabon, Gambia, Ghana, Guinea, Kenya, Mali, Mozambique, Niger, Nigeria, Seychelles, Sierra Leone, Sudan, Uganda, Zimbabwe	22 countries: Benin, Burundi, Central African Republic, Democratic Republic of Congo, Djibouti, Equatorial Guinea, Guinea-Bissau, Lesotho, Madagascar, Malawi, Mauritania, Mauritius, Namibia, Rwanda, São Tomé E Príncipe, Senegal, Somalia, South Africa, Swaziland, Tanzania, Togo, Zambia
Caribbean	6 countries: Antigua and Barbuda, Bahamas, Cuba, Dominica, Grenada, Saint Lucia	10 countries: Barbados, Belize, Dominican Republic, Guyana, Haiti, Jamaica, Saint Kitts and Nevis, Saint Vincent and the Grenadines, Suriname, Trinidad and Tobago
Pacific	9 countries: Fiji, Kiribati, Micronesia, Nauru, Papua New Guinea, Solomon Islands, Timor-Leste, Tonga, Vanuatu	6 countries: Cook Islands, Marshall Islands, Niue, Palau, Samoa, Tuvalu
Total	41 countries	38 countries

56 UNFCCC synthesis update report, 41.

57 Some of the strategies and measures most commonly identified range from: the development and use of market instruments, to increased national budgetary support for climate action; the establishment of national funds to stimulate financial flows into climate action from public and private sources, to improving access to international funding mechanisms; increased cooperation with bilateral and regional partners to mobilise technical assistance, to the development of partnerships with private sector actors and research centres to increase investment in resilience-inducing technology transfers and low-carbon research and development.

58 The platform will provide a full picture per country of the proposed strategies to mobilise support identified in the (I)NDCs of ACP countries.

Almost half of all ACP countries thus require support to develop strategies to mobilise the necessary finance, capacity building, or technology transfers. As Figure 40 shows, this is a priority, especially in the Caribbean

region, where a higher number of countries (10 out of 15, 67%) do not have such strategies. This compares with the African (22 out of 48, 46%) and Pacific (6 out of 15, 40%) regions.




Figure 39:
Support strategies included in ACP countries' (I)NDCs (in percentages and number of countries)

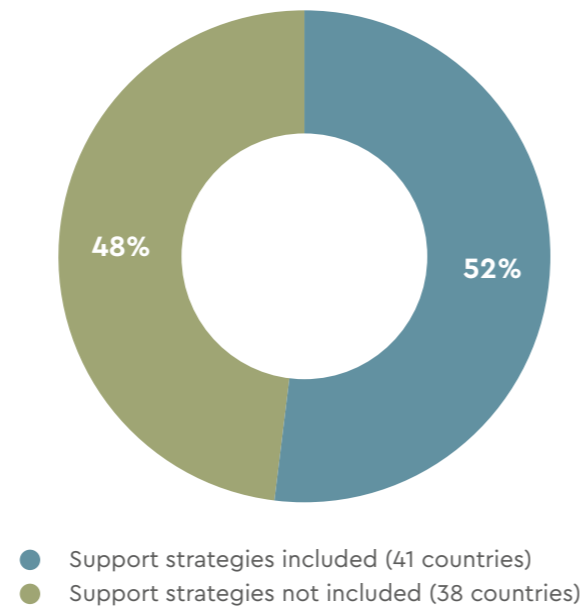
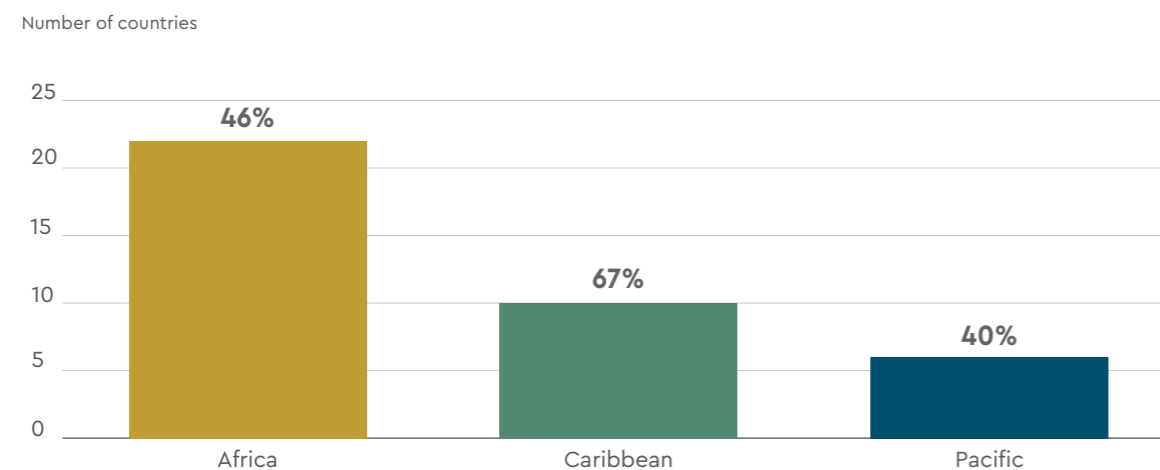


Figure 40:
ACP (I)NDCs which do not include a support strategy



Support should be tailored to the specific gaps and needs of each country. A useful first step would be to assess the institutional and

technical capacity for strategic planning on climate action.



2.4 ADDITIONAL FEATURES OF THE ACP (I)NDCS

(I)NDCs contain a few additional features of increasing relevance to the NDC process, which might therefore merit particular attention. These features have been analysed extensively in the post-Paris literature, which mirrors developments in the global climate agenda. At least some of these features have been specific agenda items at international climate negotiations.

The following sections analyse the (I)NDCs of ACP countries with respect to five key topics: institutional arrangements to support NDC implementation; NDC implementation plans to guide domestic process; National Adaptation Plans (NAPs); strategies to align

NDCs with the Sustainable Development Goals (SDGs); Measurement, Reporting and Verification (MRV).

2.4.1 Institutional arrangements to support NDC implementation

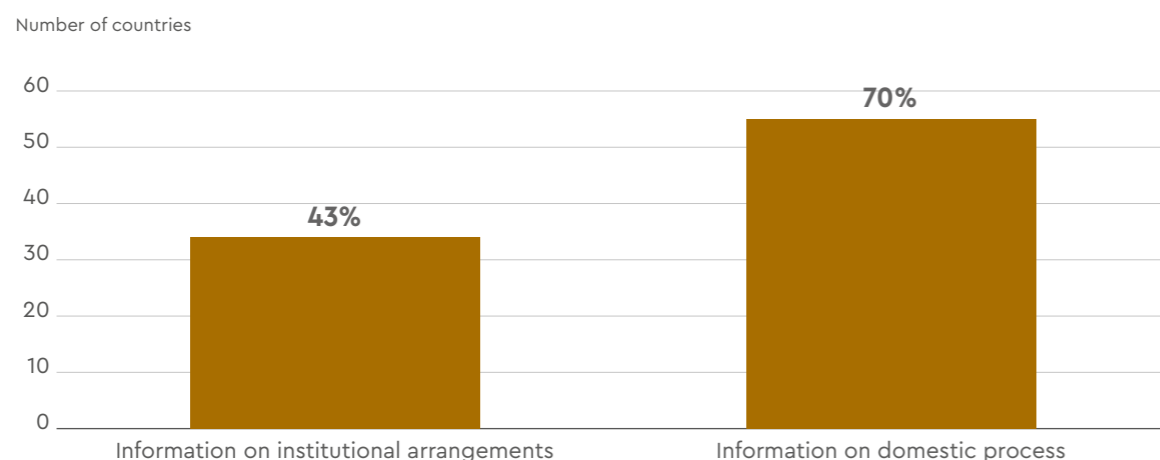
A suitable institutional framework is critical for the process of NDC implementation. In particular, this process must involve all key institutional actors with a stake in implementation of the NDC. From an operational perspective this requires determining both the appropriate roles and responsibilities as well as procedures for adequate intergovernmental coordination.⁵⁹

⁵⁹ Dodwell, C et al, Planning for NDC implementation – Quick Start Guide and Reference Manual, 2016, 42–43.

The UNFCCC invited countries to detail the planning behind their (I)NDCs, but it did not require details of the institutional arrangements that would guide the NDC process itself. This may be because – at the time of preparing the (I)NDCs – many countries were not expected to have such arrangements in place.⁶⁰ Most (I)NDCs therefore include information on planning processes, but fewer specify the underlying institutional arrangements.⁶¹

This is also true for the ACP (I)NDCs. As **Figures 41 and 42 show, less than half of all ACP (I)NDCs (34 countries, 43%) give specific information on institutional arrangements to support the NDC process. More (I)NDCs (55 countries, 70%) provide general information on the domestic process behind the development of their (I)NDCs**

Figure 41:
Institutional arrangements included in ACP countries' (I)NDCs (in percentages and number of countries)



⁶⁰ As noted in the UNFCCC synthesis update report, in many cases the NDC process acted as an influence that catalysed the development of national political and institutional processes and provided the foundation for enhanced climate action.

⁶¹ UNFCCC synthesis update report, 35.

Figure 42:
Institutional arrangements included in ACP countries' (I)NDCs (in number of countries with country indication)

Region	Information on NDC institutional arrangements	Information on NDC planning process
Africa	21 countries: Benin, Burkina Faso, Burundi, Comoros, Democratic Republic of Congo (DRC), Eritrea, Guinea, Kenya, Lesotho, Madagascar, Mali, Mauritania, Mauritius, Mozambique, Namibia, Niger, Rwanda, Senegal, Seychelles, Togo, Zimbabwe	33 countries: Burkina Faso, Burundi, Cape Verde, Central African Republic, Comoros, Equatorial Guinea, Eritrea, Ethiopia, Gabon, Gambia, Ghana, Guinea, Kenya, Lesotho, Liberia, Madagascar, Malawi, Mauritania, Mauritius, Mozambique, Namibia, Niger, Rwanda, São Tomé E Príncipe, Senegal, Seychelles, Sierra Leone, South Africa, Swaziland, Tanzania, Togo, Uganda, Zimbabwe
Caribbean	8 countries: Barbados, Belize, Dominica, Grenada, Guyana, Haiti, Jamaica, Saint Vincent and the Grenadines	12 countries: Antigua and Barbuda, Bahamas, Cuba, Dominica, Grenada, Guyana, Haiti, Saint Kitts and Nevis, Saint Lucia, Saint Vincent and the Grenadines, Suriname, Trinidad and Tobago
Pacific	5 countries: Nauru, Papua New Guinea, Samoa, Timor-Leste, Vanuatu	10 countries: Fiji, Marshall Islands, Micronesia, Nauru, Niue, Palau, Timor-Leste, Tonga, Tuvalu, Vanuatu
Total	34 countries	55 countries

Since the (I)NDCs were drafted, more ACP countries may thus have established (or begun to establish) the institutional arrangements and processes to drive NDC implementation, coordinating with all key stakeholders involved. Nevertheless, (I)NDCs must still reflect the domestic institutional ambition behind NDC implementation. This means that ACP countries' next NDCs should be supported to explain how ownership will be built around the NDC process, whether this requires the creation of new institutional structures and processes or the strengthening of existing ones. This type of support is crucial to demonstrate the level of ambition and degree of collective advancement of the national climate action agenda of the ACP region supporting the NDC process.

2.4.2 NDC Implementation Plans

An NDC implementation plan is widely regarded as a key instrument to coordinate NDC implementation at the national level. It helps integrate the NDC process into each country's domestic context. An NDC implementation plan can, inter alia, help identify policies, actions and measures to achieve the NDC goals and expected impacts. It can also help to integrate the NDC process with national government plans and budgets, by identifying the necessary support frameworks.⁶² Furthermore, it can help translate the NDC into strategic domestic actions that benefit from increased political support and commitment.⁶³

⁶² Comstock, M, NDC Implementation Planning, presented at the Pacific Regional NDC Dialogue in Suva, Fiji, 12 March 2018.

⁶³ Rizzo, A and Maro, P, Implementing Nationally Determined Contributions (NDCs) in the South Mediterranean Region, Perspectives on Climate Action from Eight Countries, European Commission 2018, 42.

Many countries choose to develop NDC implementation plans, usually in the form of stand-alone policy documents or sectoral plans owned by relevant institutional stakeholders. In some cases, countries have documented the development of their plans and included relevant information directly in the text of their (I)NDCs. This can be a relevant way to explain to the international community how they are coordinating the NDC process.

Figures 43 and 44 below show that **the overwhelming majority of ACP (I)NDCs (72 countries, 91%) do not make any reference to an NDC implementation plan. On the contrary, 3 countries (4%) say they have prepared it while 4 countries (5%) say they are in the process of preparation.**

Figure 43:
Percentage of (I)NDCs which include reference to NDC implementation plans

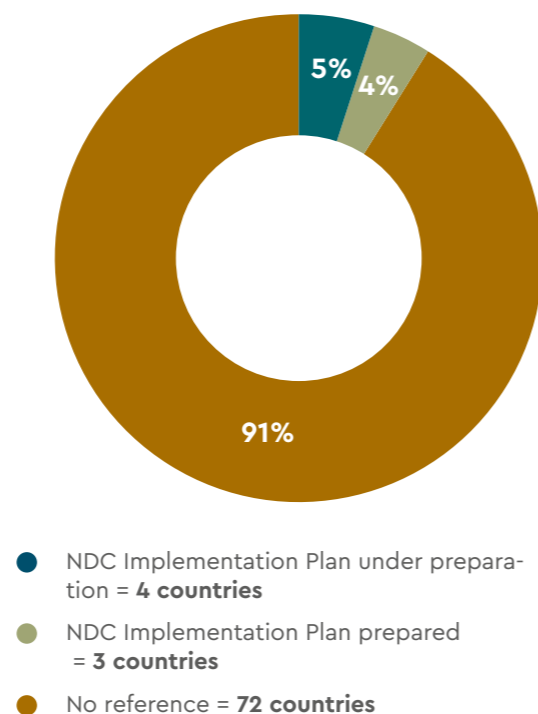


Figure 44:
Number of (I)NDCs, by country and region, which include reference to NDC implementation plans

Region	NDC Implementation Plan under preparation	NDC Implementation Plan prepared	No data
Africa	2 countries: Malawi, Nigeria	3 countries: Benin, Chad, Djibouti	43 countries: Angola, Botswana, Burkina Faso, Burundi, Cape Verde, Cameroon, Central African Republic, Comoros, Congo, Democratic Republic of Congo (DRC), Ivory Coast, Equatorial Guinea, Eritrea, Ethiopia, Gabon, Gambia, Ghana, Guinea, Guinea-Bissau, Kenya, Lesotho, Liberia, Madagascar, Mali, Mauritania, Mauritius, Mozambique, Namibia, Niger, Rwanda, São Tomé E Príncipe, Senegal, Seychelles, Sierra Leone, South Africa, Sudan, Swaziland, Tanzania, Togo, Uganda, Zambia, Zimbabwe
Caribbean	No countries	No countries	15 countries: Antigua and Barbuda, Bahamas, Barbados, Cuba, Dominica, Dominican Republic, Grenada, Guyana, Haiti, Jamaica, Saint Lucia, Saint Vincent and the Grenadines, Suriname, Trinidad and Tobago
Pacific	2 countries: Belize, Saint Kitts and Nevis	No countries	14 countries: Cook Islands, Fiji, Kiribati, Marshall Islands, Micronesia, Nauru, Niue, Palau, Papua New Guinea, Samoa, Solomon Islands, Timor-Leste, Tonga, Tuvalu, Vanuatu
Total	4 countries	3 countries	72 countries

As with institutional arrangements (section 2.4.1), ACP countries have likely developed their NDC implementation plans further since drafting their (I)NDCs. Capacity building support should be provided, first of all, to those countries that have not yet established an NDC implementation plan and, secondly, to those countries who may still be preparing their plans and need support with completion. ACP countries should also be supported to ensure that their next NDCs adequately document the progress made in their domestic planning for NDC implementation.

2.4.3 National Adaptation Plans (NAPs) to support the delivery of NDC adaptation goals

As seen previously (section 2.2.1), most ACP countries have developed their adaptation policies and plans. This is demonstrated by the high number of adaptation commitments in their (I)NDCs. However, formulation of these commitments lacks in uniformity. This lack of consistency presumably link either to the optional nature of adaptation contributions, or to the NDC process' lack of official guidance on adaptation.

In recent years, the National Adaptation Plan (NAP) has emerged as an important tool to help countries improve their adaptation planning and implementation,⁶⁴ including with respect to achieving the NDC adaptation goals.⁶⁵

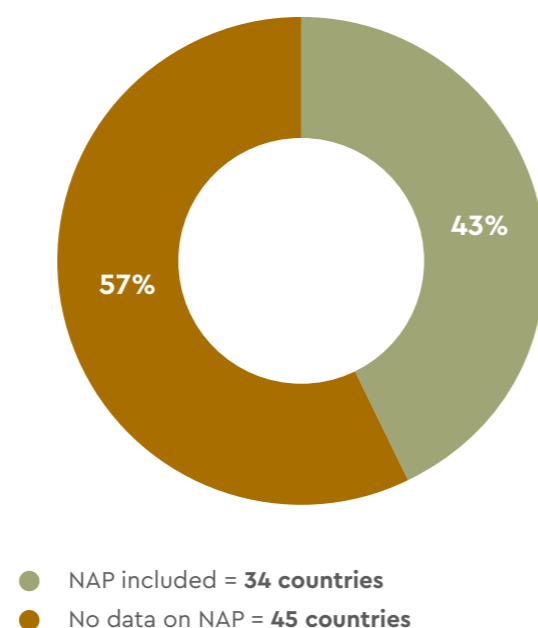
The UNFCCC synthesis update report reveals that several countries are formulating and implementing NAPs to help achieve their adaptation contributions, in some cases setting specific deadlines and timelines.⁶⁶

ACP countries also recognise the relevance of the NAP process, since they call for support in formulating NAPs as part of their priority areas for adaptation.⁶⁷ **Thus, we examined whether ACP (I)NDCs document efforts to engage in the NAP process. We found that 34 countries (43%) have done so, providing information on the status of preparation of their NAPs. No data was found for the remaining 45 countries (57%) (Figure 45).**

Because (I)NDC data may be outdated, we verified any developments that may have occurred since their drafting and found that, of the 34 countries identified 5 countries have fully prepared and submitted their NAPs

to the UNFCCC as of June 2018 (Figure 46).⁶⁸ As for the remaining 29 countries, it may be assumed that the NAP process remains under preparation, as reported in their (I)NDCs.

Figure 45:
Reference to NAP process included in ACP countries' (I)NDCs (in percentages and number of countries)



⁶⁴ The NAP process was established under the Cancun Adaptation Framework (CAF) as part of the Cancun Agreements adopted at COP16. The process aims to enable Parties to formulate and implement National Adaptation Plans (NAPs) as a means of identifying medium and long-term adaptation needs and developing and implementing strategies and programmes to address those needs. It is a continuous, progressive and iterative process, which follows a country-driven, gender-sensitive, participatory and fully transparent approach. Since COP16, many countries around the world have advanced their NAP processes, taking steps to assess their development needs and climate vulnerabilities, analyse current climate and future scenarios and review and appraise adaptation options. Many have also begun the process of integrating adaptation into policies and plans for climate-sensitive sectors. More information on the NAP process can be found here <https://unfccc.int/topics/adaptation-and-resilience/workstreams/national-adaptation-plans>

⁶⁵ The importance of the NAP process is also emphasised in Article 7.9 of the Paris Agreement, which requires countries to engage in adaptation planning processes and the implementation of related actions, including the development or enhancement of relevant plans, policies and/or contributions.

⁶⁶ UNFCCC synthesis update report, 67.

⁶⁷ The ACP Action Plan on Climate Change includes the NAP process among the priority actions in support of the general objective to enhance the adaptation capacity of ACP countries.

⁶⁸ The whole list of countries that have formulated their NAPs can be found here https://www4.unfccc.int/sites/NAPC/News/Pages/national_adaptation_plans.aspx

Figure 46:
ACP (I)NDCs, by country and region, which include reference to NDC implementation plans

Region	NAP under preparation	NAP prepared	No data
Africa	24 countries: Botswana, Burundi, Central African Republic, Chad, Comoros, Democratic Republic of Congo (DRC), Djibouti, Eritrea, Gambia, Lesotho, Liberia, Madagascar, Mali, Mauritania, Mozambique, Namibia, Niger, Senegal, Sierra Leone, South Africa, Swaziland, Uganda, Zambia, Zimbabwe	5 countries: Burkina Faso, Cameroon, Kenya, Sudan, Togo	19 countries: Angola, Benin, Cape Verde, Congo, Ivory Coast, Equatorial Guinea, Ethiopia, Gabon, Ghana, Guinea, Guinea-Bissau, Malawi, Mauritius, Nigeria, Rwanda, São Tomé e Príncipe, Seychelles, Somalia, Tanzania
Caribbean	3 countries: Antigua and Barbuda, Grenada, Haiti	No countries	13 countries: Bahamas, Barbados, Belize, Cuba, Dominica, Dominican Republic, Guyana, Jamaica, Saint Kitts and Nevis, Saint Lucia, Saint Vincent and the Grenadines, Suriname, Trinidad and Tobago
Pacific	2 countries: Palau, Timor-Leste	No countries	13 countries: Cook Islands, Fiji, Kiribati, Marshall Islands, Micronesia, Nauru, Niue, Papua New Guinea, Samoa, Solomon Islands, Tonga, Tuvalu, Vanuatu
Total	29 countries	5 countries	45 countries

Figure 46 indicates that **the Caribbean and Pacific regions in particular need support with the formulation and development of NAPs. Very few Caribbean and Pacific countries (3 and 2 countries, respectively) have initiated the process, especially when compared to African countries (24 countries). This support could help improve overall adaptation planning capacity and implementation, especially for the Caribbean region. This is consistent with the finding that the Caribbean region requires the most support with its development of national adaptation policies and actions (section 2.2.1).**

At the broader ACP level, support for the NAP process could also help link it to the NDC process in a more transparent and programmatic manner. The modalities of interaction between these two processes remain officially under negotiation and may soon be clarified by the adoption of the Paris Agreement Rulebook.⁶⁹ Strengthening the engagement of ACP countries in the NAP process may also help them to better formulate or update the adaptation components of their next NDCs.⁷⁰

⁶⁹ See for instance the CMA decision 1/CMA.1 adopted at COP22 in Marrakech in November 2016, available at: <http://unfccc.int/resource/docs/2016/cma1/eng/03a01.pdf>.

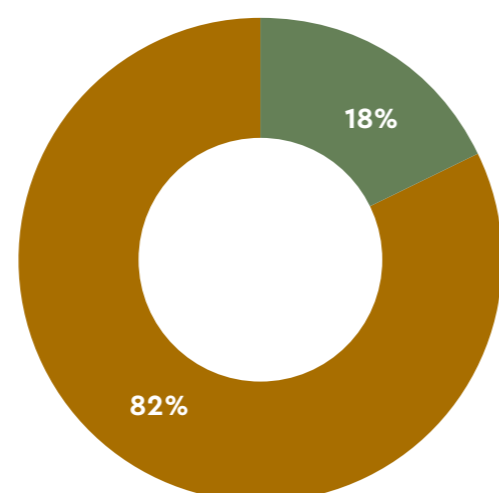
⁷⁰ Hammill, A and Price-Kelly, H, Using NDCs, NAPs and the SDGs to Advance Climate-Resilient Development, NAP Global Network, May 2017.



Based on the above, it is important to explore whether ACP (I)NDCs countries take explicit account of the SDGs and include reference to any strategies – current or intended – to deliver an aligned implementation of the two agendas.

As can be seen in Figures 47 and 48 below, very few ACP (I)NDCs (14 countries, 18%) refer to the SDG process. The overwhelming majority (65 countries, 82%) do not mention the SDGs at all.

Figure 47:
Percentage of ACP (I)NDCs which refer to the SDGs



● SDGs mentioned – 14 countries
● SDGs not mentioned – 65 countries

2.4.4 Sustainable Development Goals (SDGs)

ACP countries recognise the importance of connecting global climate action to the Sustainable Development Goals (SDGs).⁷¹ Responding to climate change in a manner that fosters long-term sustainable development is key to achieve the transition to low-carbon development and increased resilience, as the Paris Agreement requires.⁷² In this context the NDC process is being increasingly recognised as an opportunity for countries to approach the implementation of their climate and sustainable development agendas in an integrated way. In particular, NDCs can catalyse achievement of the SDGs across sectors and different levels of government. This is because the multi-stakeholder nature of the NDC process potentially fosters the development of policy structures that can provide a broader blueprint for the domestic implementation of the SDGs.⁷³

⁷¹ The ACP Action Plan on Climate Change declares that its specific objective to strengthen the global response to climate change in ACP Member States must "tak[e] into consideration the Sustainable Development Goals and efforts to reduce poverty"

⁷² This message was recently highlighted at the Global NDC Forum held in May 2017 in Berlin (Germany), where representatives of various governments repeatedly addressed the nexus between the climate and sustainable development agendas as a key element of international climate action.

⁷³ Northrop, E et al, Examining the Alignment Between the Intended Nationally Determined Contributions and Sustainable Development Goals, World Resources Institute, 2016, 2.

Figure 48:
Number of ACP (I)NDCs, by country and region, which refer to the SDGs

Region	SDGs mentioned	SDGs not mentioned
Africa	12 countries: Benin, Burkina Faso, Cape Verde, Equatorial Guinea, Ghana, Lesotho, Mali, Sudan, Swaziland, Tanzania, Togo, Uganda	36 countries: Angola, Botswana, Burundi, Cameroon, Central African Republic, Chad, Comoros, Congo, Democratic Republic of Congo (DRC), Ivory Coast, Djibouti, Eritrea, Ethiopia, Gabon, Gambia, Guinea, Guinea-Bissau, Kenya, Liberia, Madagascar, Malawi, Mauritania, Mauritius, Mozambique, Namibia, Niger, Nigeria, Rwanda, São Tomé E Príncipe, Senegal, Seychelles, Sierra Leone, Somalia, South Africa, Zambia, Zimbabwe
Caribbean	2 countries: Belize, Cuba	14 countries: Antigua and Barbuda, Bahamas, Barbados, Dominica, Dominican Republic, Grenada, Guyana, Haiti, Jamaica, Saint Kitts and Nevis, Saint Lucia, Saint Vincent and the Grenadines, Suriname, Trinidad and Tobago
Pacific	No countries	15 countries: Cook Islands, Fiji, Kiribati, Marshall Islands, Micronesia, Nauru, Niue, Palau, Papua New Guinea, Samoa, Solomon Islands, Timor-Leste, Tonga, Tuvalu, Vanuatu
Total	14 countries	65 countries
Measures to align SDG and NDC processes		3 countries: Benin, Burkina Faso, Guinea-Bissau

Where the (I)NDCs do refer to the SDGs, however, the references are formulated in rather synthetic terms and mostly limited to the following cases: a simple mention of the importance of sustainable development and the SDGs in the NDC preamble; a brief recognition of the role of SDGs in supporting the development of certain national policies that relate to NDC implementation; indication that some NDC contributions can broadly help deliver some SDGs.⁷⁴

Figure 49 above shows that of the 16 (I)NDCs that mention the SDGs, only 3 include domestic measures to support alignment between the NDC and SDG processes. Even in these cases, the approach varied from country to country: undertaking specific adaptation actions in agriculture to deliver on multiple SDGs (Benin); developing national sustainable development policies to

underpin NDC implementation (Burkina Faso); mainstreaming climate change into national development strategies (Guinea-Bissau).

Most ACP countries therefore are still exploring linkages between the NDC and SDG processes. Even where such exploration has occurred, however, there remains more work to do to translate the intentions developed into action. Two reasons at least could explain this scenario. First, most (I)NDCs were developed in a relatively short timeframe and well ahead of the world's formal adoption of the SDGs. Second, the two processes were likely negotiated by different national institutions. National actors following the NDC process may not have a formal mandate to cover SDG implementation and vice-versa.

The NDCs are high-level national commitments that will continue to attract

⁷⁴ In some cases, the (I)NDCs referred to the Millennium Development Goals (MDGs), the global development goals which have been superseded by the SDGs.



attention and scrutiny from the international community. Therefore, as ACP countries translate SDG targets into their national contexts, it will be in their best interests for their NDC platforms to show how they are aligning the two processes. At least two types of support could be envisaged: support to the identification of synergies and potential trade-offs between the two agendas; support to identify domestic actions that could promote both the NDC and SDG agendas. The latter support could also be cost-effective and is more likely to be well received internationally.

2.4.5 Measurement, Reporting and Verification (MRV)

Ensuring transparent climate action in the NDC process is a key priority for ACP countries.⁷⁵ To achieve the Paris Agreement's collective goals, countries must show that they are delivering on their commitments in a transparent manner. This builds mutual trust and confidence that governments are taking climate action. To that end, Measurement, Reporting and Verification (MRV) has been recognised as the key process for countries to track, evaluate and communicate their progress on implementation of their commitments,⁷⁶ including their NDCs.⁷⁷ It has

⁷⁵ The ACP Action Plan on Climate Change mentions the need to contribute to transparency of action and support as part of its specific objective to support NDC implementation in the ACP region.

⁷⁶ MRV is the process whereby countries take measures to collect data on their emissions, mitigation and adaptation actions, support needed and received, compile them in inventories and reports and subject them to a form of international review or analysis. On the basis of the existing MRV framework elaborated under the UNFCCC, Article 13 of the Paris Agreement has set out a newly developed, binding MRV framework by which countries are requested to track and provide information that relates to progress towards achieving their individual climate contributions as well as on the support provided and received to do so.

⁷⁷ Applied specifically to NDC implementation, the MRV process broadly consists in the following two strands of action: identifying emissions trends and assessing the effectiveness of the mitigation and

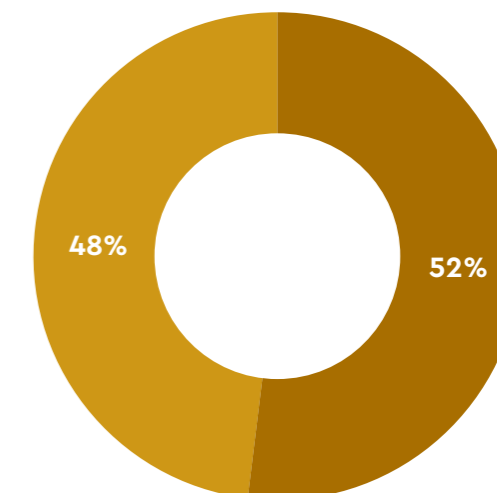
gained considerable attention both inside and outside the UNFCCC negotiations.

Given MRV's importance, many (I)NDCs detail efforts to set up domestic MRV systems. They underline how they intend to improve pre-existing ones or establish new systems, as a precursory step to implementing their (I)NDCs in full.⁷⁸

Figures 49 and 50 show that almost half of ACP (I)NDCs (38 countries, 48%) have followed this trend and included in their (I)NDCs some form of pledge to establish MRV systems. Conversely, 41 (I)NDCs (52%) do not include any information on MRV systems.

Figure 49:

Percentage of ACP (I)NDCs which refer to MRV



● MRV not included – 41 countries
● MRV included – 38 countries


Figure 50:

Number of ACP (I)NDCs, by country and region, which refer to MRV

Region	MRV not included	MRV included
Africa	19 countries: Angola, Botswana, Burundi, Congo, Djibouti, Equatorial Guinea, Eritrea, Gabon, Gambia, Guinea, Kenya, Mali, Somalia, South Africa, Sudan, Tanzania, Uganda, Zambia, Zimbabwe	29 countries: Benin, Burkina Faso, Cape Verde, Cameroon, Central African Republic, Chad, Comoros, Democratic Republic of Congo (DRC), Ivory Coast, Ethiopia, Ghana, Guinea-Bissau, Lesotho, Liberia, Madagascar, Malawi, Mauritania, Mauritius, Mozambique, Namibia, Niger, Nigeria, Rwanda, São Tomé E Príncipe, Senegal, Seychelles, Sierra Leone, Swaziland, Togo
Caribbean	11 countries: Antigua and Barbuda, Bahamas, Cuba, Dominica, Dominican Republic, Grenada, Jamaica, Saint Kitts and Nevis, Saint Lucia, Suriname, Trinidad and Tobago	5 countries: Barbados, Belize, Guyana, Haiti, Saint Vincent and the Grenadines
Pacific	11 countries: Fiji, Kiribati, Marshall Islands, Niue, Palau, Samoa, Solomon Islands, Timor-Leste, Tonga, Tuvalu, Vanuatu	4 countries: Cook Islands, Micronesia, Nauru, Papua New Guinea
Total	41 countries	38 countries

adaptation actions which make up the NDC, as well as the financing used to support these actions (Measurement); reporting on the collected data and releasing them at international level through the UNFCCC process (Reporting and Verification).

⁷⁸ UNFCCC synthesis update report, 35, 37.



Some ACP countries have thus made more progress than others on planning for an MRV system. However, planning is not the same thing as development or implementation. Our analysis shows that, of 38 (I)NDCs referring

to MRV, only **12 (I)NDCs report on the status of institutional arrangements to support their MRV** (Figure 51 below). **Only 4 (I)NDCs outline the main challenges to the establishment of MRV systems.**

Figure 51:

Number of ACP (I)NDCs, by country and region, which refer to MRV institutional arrangements and challenges

Region	Information on Institutional arrangements to support domestic MRV	Assessment of challenges to establishment of MRV systems
Africa	9 countries: Cameroon, Malawi, Mauritius, Mozambique, Niger, Rwanda, Senegal, Seychelles, Togo	No countries
Caribbean	2 countries: Barbados, Belize	2 countries: Antigua and Barbuda, Belize
Pacific	1 country: Papua New Guinea	2 countries: Micronesia, Papua New Guinea
Total	12 countries	4 countries

In the context of NDC implementation, therefore MRV remains a priority for the entire ACP region. MRV support should be tailored to a country's individual needs. A useful first step would be to assess any capacity building gaps, then formulate specific actions to support the country.

include: technical assistance to establish institutional processes for NDC-relevant data collection, management and control; political support to secure the involvement of key ministerial stakeholders in the MRV process for NDC implementation; assistance in drafting appropriate legal frameworks and rules coordinating MRV mandates, cross-sectoral reporting and emission data flows; technical support in tracking climate finance flows and support received.

Based on best practice developed around the Paris Agreement,⁷⁹ support for ACP countries to strengthen their domestic MRV capacities

⁷⁹ Dodwell, C (n. 59 above), 78.

Section 3: Conclusions and Recommendations

This is the first report to capture the status of ACP countries on the NDC process and to outline how they intend to fulfil their Paris Agreement commitments. This in-depth study of the 79 ACP (I)NDCs, which was commissioned by the ACP Secretariat, focused on six key research areas, selected for their increasing relevance to the global NDC agenda: Basic Features of the NDCs, Institutional Context, Mitigation and Adaptation Actions, Support Needs for NDC Implementation, Linkage with SDGs and MRV.

The aim of this report was to share the study's most significant findings and produce a comparative overview of ACP countries' (I)NDCs.

Aware that the ACP group supports the NDC process and engagement in global climate action, the study looked at country commitments outlined in their (I)NDCs, reflecting on elements such as: types of contribution, target years, conditionality and priority sectors. To keep the analysis as factual as possible, interpretations of the (I)NDCs

were avoided and the data was presented in an objective and non-critical manner.

On the other hand, ACP countries cannot fully engage in the NDC process unless they receive adequate technical and financial support. So, the study looked at the (I)NDCs to identify any key challenges and support needs, focusing on the following key elements: climate finance, capacity building and technology transfer, institutional arrangements and domestic actions to support NDC implementation, adaptation action and linkage with the NAP process, aligned implementation of the SDG and NDC processes, and the undertaking of MRV of NDC implementation.

Below is a summary of the main findings and, whenever relevant, the **related recommendations** included in this paper, grouped according to the four principal thematic sections that were used to categorise them: Mitigation, Adaptation, Support Needs, Additional Features of the ACP (I)NDCs.



MITIGATION

Mitigation contribution type

All 79 ACP (I)NDCs include a mitigation contribution. In 46% of cases – the most common variation – ACP (I)NDCs include a combination of GHG, non-GHG targets and actions. This means that most ACP (I)NDCs envisage a comprehensive set of mitigation measures. They have quantified, targeted outcomes expressed in GHG or non-GHG emissions reductions. They also outline specific measures to reduce GHG emissions, such as policies, plans, or projects.

Time-frames

The ACP (I)NDCs cover various time frames, with most countries indicating either a five or ten-year implementation period to 2025 or 2030. Or they include several target years.

50 countries indicate a 2030 target (64%); 16 countries indicate multiple targets, with

different combinations of the years 2020, 2025, 2030 and 2035 (20%); 9 countries indicate a 2025 target (12%); 1 country indicates a 2035 target (1%); 1 country indicates a 2040 target (1%); 1 country indicates an implementation period between 2030–2050 (1%); 1 country does not give any targets (1%).

Conditionality

Almost all ACP (I)NDCs include a conditional mitigation component (68 countries, 86%).⁸⁰ Given their substantial number, this means that – with adequate support – ACP countries could significantly ratchet up their ambitions for global climate action.

At the same time, most ACP countries give unspecified or partially specified mitigation contributions (47 countries, 59%). They may decide to clarify mitigation conditionality in their next NDCs, using international guidance due in the coming months. This would also clarify their intended actions.

Sectors

Within the ACP (I)NDCs, mitigation components vary in their sector coverage. Energy is the most covered sector (76 countries, 96%), followed by LULUCF (55 countries, 70%), Waste (44 countries, 56%), Agriculture (43 countries, 54%), Transport (33 countries, 42%), Industries (25 countries, 32%), and Buildings (1 country, 1%).

This holds true for all three ACP regions. The Energy sector is also the most covered sector in all three regions (46 African countries, 15 Caribbean countries and 15 Pacific countries). LULUCF is the second most covered sector in the African and the Caribbean regions (40 African countries, 10 Caribbean countries), while Transport was the second most covered sector in the Pacific region (8 Pacific countries). Waste is the third most covered sector in the Caribbean and Pacific regions (7 Caribbean countries and 5 Pacific countries).



⁸⁰ This includes the contributions categorised as "conditional only", "unconditional and conditional" and "partially specified".

ADAPTATION

Adaptation contribution type

Adaptation is a high priority for the ACP region. All 79 ACP countries include an adaptation component in their (I)NDCs. However, not all these components include explicit contributions in terms of quantified and/or time-bounds targets or specified actions ('adaptation commitments'). The vast majority of ACP (I)NDCs (68 countries 86%) include adaptation commitments. A small minority (11 countries, 14%) do not.

The Pacific region has the smallest number of countries with adaptation commitments (8 out of 15 countries, 53%), compared to the African (47 out of 48 African countries, 98%) and Caribbean regions (13 out of 16 Caribbean countries, 81%). Given that adaptation is a high priority for the Pacific region, this report recommends that Pacific countries should increase domestic planning for adaptation and document these efforts adequately in their next NDCs. This would help catalyse international attention towards their adaptation needs and goals.

Conditionality

As with mitigation, ACP (I)NDCs express their adaptation conditionality in different ways. When compared to the number of countries with mitigation conditionalities (68 countries, 86%), however, much less countries have adaptation conditionalities (30 countries, 38%). This suggests that ACP countries are more advanced with their mitigation planning than with their planning for adaptation. This finding is reinforced by the high number of unspecified adaptation conditionalities (38 countries, 48%), more than the number of countries with unspecified mitigation conditionalities (11 countries, 14%).

Sectors

Adaptation in the ACP (I)NDCs vary in their sector coverage. Agriculture is the most covered sector (62 countries, 78%), followed by Water (57 countries, 72%), Disaster Risk Management (47 countries, 59%), Cross-



Cutting Area (46 countries, 58%), LULUCF/Forestry (42 countries, 53%), Environment and Coastal Zone (40 countries, 51% each), Health (38 countries, 48%), Urban (30 countries 38%), Energy (27 countries, 34%), Social Development (17 countries, 22%), Tourism (16 countries, 20%), Transport (14 countries, 18%), and Education (10 countries, 13%).

Regionally, Agriculture is the most covered sector in all three regions – the African region (46 countries), the Caribbean region (9 Caribbean countries), and Pacific region (7 Pacific countries). Water is the second most covered sector in the African (39 African countries) and Caribbean regions (11 Caribbean countries). It is also one of the most covered sectors in the Pacific region (7 countries). Disaster Risk Management is the third most prominent sector in the African region (32 countries) and one of the most present in the Caribbean (9 Caribbean countries) and Pacific regions (6 Pacific countries).

SUPPORT NEEDS

Climate finance

59 ACP (I)NDCs (75%) include financial estimates for implementation. Of these, 38 (I)NDCs (48%) provide full estimates, while 21 (I)NDCs (27%) provide only partial estimates. The remaining 20 (I)NDCs (25%) do not include any financial estimates.

On the basis of these self-reported financial estimates, **full implementation of ACP (I)NDCs totals roughly USD 2,317 billion.** Of this amount, **97% originates from the African region** (approximately USD 2,258 billion), **while the Caribbean and Pacific regions account for 2.5%** (approximately USD 58 billion), **and 0.06%**, (approximately USD 1.5 billion), **respectively.** In addition, the average financial requirement per ACP country is about USD 39.3 billion. This breaks down into the following individual estimates per region: an average USD 55 billion each from 41 countries in Africa; an average 5.3 billion each from 11 countries in the Caribbean; and an average USD 0.2 billion each from 7 countries in the Pacific.

Not all (I)NDCs provide explicit estimates for both mitigation and adaptation. In some cases, countries include only mitigation or adaptation costs. In other cases, countries provide quantified total estimates for mitigation and adaptation but without specifying the individual costs. Of the ACP (I)NDCs that include financial estimates, the needs for mitigation and adaptation are as follows: **39 countries (66%) include individual mitigation and adaptation estimates; 11 countries (19%) estimate only mitigation costs; 2 countries (3%) estimate only adaptation costs; 7 countries (12%) provide a total estimate (mitigation and adaptation) without specifying the individual costs.**

The sum of financial estimates for mitigation and adaptation and excluding the cumulated estimates **adds up to a total of USD 2,044.8 billion.** This falls slightly short of the total amount of financial needs of USD 2,317 billion identified through including the cumulated estimates.

Of the cumulated financial needs expressed in ACP (I)NDCs, 86% (USD 1,754 billion) is earmarked for mitigation, while only 14% (USD 291 billion) is earmarked for adaptation. Out of the total USD 1,754 billion, **98% of financial needs for mitigation come from Africa (USD 1,717 billion). Roughly 1.9% is from the Caribbean (USD 35 billion) and 0.05% is from the Pacific region (USD 1 billion).** Of the total USD 291 billion needed for adaptation, **92% come from Africa (USD 268 billion), 8% from the Caribbean (USD 23 billion) and approximately 0.06% from the Pacific region (USD 0.2 billion).**

The data above shows how ACP countries expressed their climate finance needs very differently. This is linked to the lack of international guidance for the NDC process, also to capacity and technical constraints. Therefore, this report recommends further support be provided to strengthen the capacity of ACP countries in order that they can identify and communicate to the international community their financial needs for full (I)NDC implementation.

Capacity building and technology transfer
The vast majority of ACP (I)NDCs (67 countries, 85%) also request capacity building and technology transfer. This is true for 39 African countries (58%), 14 Caribbean countries (21%) and 14 Pacific countries (21%). Only 12 countries (15%) do not include such information.

The most common request is for Technology (48 countries, 72%), followed by Capacity building (institutional arrangements) (40 countries, 60%), Capacity building (baseline studies and scenarios) (34 countries, 51%) and Technical capacity (33 countries, 49%). Subsequent categories include: Training/skills development and Awareness raising (25 countries, 37% for both), Policy development (19 countries, 28%), Regulatory framework development (including legislation) (18 countries, 27%), Project development (15 countries, 22%), MRV (11 countries, 16%), Feasibility study (9 countries, 13%), Costing assessment (6 countries, 9%).

Any support for ACP NDC implementation should focus on the priorities outlined above.

However, only a country analysis can give the appropriate level of detail. Tailor-made approaches on capacity building and technology transfer would provide more support for effective NDC implementation in the ACP region.

Proposed strategies to mobilise support
Besides communicating what type of support they need, many ACP (I)NDCs outline how they plan to access that support. Some 41 ACP (I)NDCs (52%) elaborate domestic plans to mobilise support. The remaining 38 countries (48%) do not do so.

Almost half of ACP countries thus require help for the development of domestic strategies that mobilise finance, build capacity, or transfer technology. This is a priority especially in the Caribbean region. This region has many countries (10 out of 15, 67%) without such strategies, compared to the African (22 out of 48, 46%) and Pacific (6 out of 15, 40%) regions.

Such support depends intrinsically on the national context. It should be tailored to a country's specific gaps and needs. A useful first step could be to assess institutional and technical capacity for strategic planning in support of climate action.



ADDITIONAL FEATURES OF THE ACP (I)NDCS

Institutional arrangements to support NDC implementation

Less than half of the ACP (I)NDCs (34 countries, 43%) communicate specific information on institutional arrangements in support of the NDC process. A higher number of (I)NDCs (55 countries, 70%) provide more general information on domestic preparations.

This means that ACP countries need support to communicate in their next NDCs the steps being taken to build ownership of the NDC process, whether they relate to new institutional structures and or to existing ones. This support is crucial to demonstrate the level of ambition and degree of collective advancement of the national climate action agenda of the ACP region supporting the NDC process.

NDC Implementation Plans

The overwhelming majority of ACP (I)NDCs (72 countries, 91%) do not refer to the development of an NDC implementation plan. Just 3 (I)NDCs (4%) say it has been prepared, while 4 countries (5%) say it is being prepared.

However, since drafting their (I)NDCs, ACP countries have probably made some progress in developing their NDC implementation plans. Therefore, this report recommends that, following an updated assessment, capacity building support is provided to countries that have not yet established an NDC implementation plan and, secondly, to those countries whose plan may be under preparation. Further, ACP countries also need support for their next NDCs to document progress on domestic planning.

National Adaptation Plans (NAPs) to support the delivery of NDC adaptation goals

Some 34 ACP (I)NDCs (43%) provide information on the status of preparation of their NAPs. However, no data was found for the remaining 45 countries (57%). As of June 2018, 5 ACP countries have fully prepared and submitted their NAPs to the UNFCCC. As for the remaining 29 countries, it may be

assumed that the NAP process remains under preparation, as reported in their (I)NDCs.

In particular, the Caribbean and Pacific regions need help to formulate and develop NAPs. Very few Caribbean and Pacific countries (3 and 2 countries, respectively) have initiated the process compared to African countries (24 countries). This support could help improve their overall capacity for adaptation planning and implementation. At the broader ACP level, support to develop or strengthen the NAP process could also help link it to the NDC process in a more transparent and programmatic manner.

Sustainable Development Goals (SDGs)

Very few ACP (I)NDCs (14 countries, 18%) refer to the SDGs. The overwhelming majority (65 countries, 82%) do not mention SDGs at all. For the (I)NDCs that do refer to the SDGs, however, such references are formulated in rather synthetic terms. Only 3 countries, moreover, include domestic measures to

support alignment between the NDC and SDG processes.

Most ACP countries are still exploring the linkages between the NDC and SDG processes. Even where such exploration has occurred, however, more work remains to translate intentions into action.

This report envisages at least two types of support for ACP countries to link the SDG and NDC processes. First, support could help identify the synergies and potential trade-offs between the two agendas, by linking relevant institutional stakeholders in the respective processes. Second, support could help determine domestic actions to promote outcomes that support both processes. This would also be cost-effective and would therefore be better received internationally.

Measurement, Reporting and Verification (MRV)

Almost half of the ACP (I)NDCs (38 countries,

48%) include some form of pledge to establish MRV systems in support of NDC implementation. On the other hand, 41 (I)NDCs (52%) include no information on MRV systems.

Of the 38 countries that refer to MRV, an even smaller number (12 countries) is able to report on the status of domestic institutional arrangements in support of their intended MRV systems. Only 4 countries provide information on the key challenges to establishing MRV systems.

Support to MRV for NDC implementation remains a priority throughout the entire ACP region. However, the operationalisation of MRV systems is predominantly a domestic matter, and so this report recommends that any support is tailored to individual ACP country needs. A useful first step would be to assess individual countries to identify capacity building gaps and then formulate specific support.



References

ACP Group, ACP Action Plan on Climate Change 2016 – 2020, Brussels 12 May 2016, available at:
<http://www.acp.int/sites/acpsec.waw.be/files/ACP%20Action%20Plan%20on%20Climate%20Change.pdf>

ACP Group, Intra-ACP GCCA Programme: Implementation and Achievements 2011–2016, available at:
<https://europa.eu/capacity4dev/file/32281/download?token=cX55p8tZ>

ACP Group, Priorities and Roadmap to COP 24, date, link, available at: Charles, L, Financing and Technical Support for the Implementation of CARICOM NDCs, April 2017, available at:
https://www.energimyndigheten.se/globalassets/klimat--miljo/internationella-klimatinsatser/directory_final.pdf

Comstock, M, NDC Implementation Planning, presented at the Pacific Regional NDC Dialogue in Suva, Fiji, 12 March 2018, available at:
<https://www.undp.org/content/dam/LECB/events/2018/20180314-regional-pacific-ndc-dialogue-suva/presentations-day-one/pacific-ndc-dialogue-session-two-ndc-roadmaps-comstock-undp>

Day T, Röser F, Kurdzie, M, Conditionality of the Intended Nationally Determined Contributions (INDCs), New Climate Institute, February 2016, available at:
https://www.transparency-partnership.net/sites/default/files/indc-conditionality_0.pdf

Dodwell, C et al, Planning for NDC implementation – Quick Start Guide and Reference Manual, 2016, available at:
<https://www.cdkn.org/ndc-guide/wp-content/uploads/2016/12/Quick-Start-Guide-final-pdf.pdf>

European Commission – Press release, EU and 79 African, Caribbean and Pacific countries join forces for ambitious global climate deal, Paris 8 December 2015, available at:
http://europa.eu/rapid/press-release_IP-15-6273_en.pdf

Guild, R and Ling, D, Climate Change and Transport, Asian Development Bank, August 2013, available at:
<https://www.adb.org/sites/default/files/publication/30375/climate-change-transport.pdf>

Hammill, A and Price-Kelly, H, Using NDCs, NAPs and the SDGs to Advance Climate-Resilient Development, NAP Global Network, May 2017, available at:
http://ndcpartnership.org/sites/default/files/NDCP_Expert_Perspectives_NDC_NAP-SDG_full.pdf

IEA, CO2 Emissions from Fuel Combustion, 2017, available at:
<https://www.iea.org/publications/freepublications/publication/CO2EmissionsfromFuelCombustionHighlights2017.pdf>

Levin, K et al, Designing and Preparing Intended Nationally Determined Contributions (INDCs), World Resources Institute, May 2015, available at:
<http://wriorg.s3.amazonaws.com/s3fs-public/designing-preparing-indcs-report.pdf>

Mbeva, K and Pauw, P, Self-Differentiation of Countries' Responsibilities, German Development Institute, 2016, available at:
https://www.die-gdi.de/uploads/media/DP_4.2016.pdf

Northrop, E et al, Examining the Alignment Between the Intended Nationally Determined Contributions and Sustainable Development Goals, World Resources Institute, 2016, available at:
https://www.wri.org/sites/default/files/WRI_INDCs_v5.pdf

Shimizu, N and Rocamora, A, Analysis of Financial Components of Intended Nationally Determined Contributions (INDCs) – Lessons for future NDCs, Institute for Global Environmental Strategies, November 2016, available at:
https://pub.iges.or.jp/pub_file-242/download

Rizzo, A and Maro, P, Implementing Nationally Determined Contributions (NDCs) in the South Mediterranean Region, Perspectives on Climate Action from Eight Countries, European Commission 2018, available at:
<https://www.euneighbours.eu/sites/default/files/publications/2018-04/ClimaSouth%20Policy%20Paper%204.pdf>

UNFCCC, Decision 1/CMA.1, available at:
<http://unfccc.int/resource/docs/2016/cma1/eng/03a01.pdf>

UNFCCC, Introduction to Climate Finance,
<https://unfccc.int/topics/climate-finance/the-big-picture/introduction-to-climate-finance/introduction-to-climate-finance>

UNFCCC, Lima Call for Climate Action (Decision 1/CP.20), available at:
<https://unfccc.int/resource/docs/2014/cop20/eng/10a01.pdf#page=2%22>


UNFCCC, Paris Agreement, available at:
https://unfccc.int/sites/default/files/english_paris_agreement.pdf

UNFCCC, Updated synthesis report on the aggregate effect of INDCs, 2 May 2016, available at:
<https://unfccc.int/sites/default/files/resource/docs/2016/cop22/eng/02.pdf>

USAID, Analysis of Intended Nationally Determined Contributions (INDCs), June 2016, available at:
https://www.transparency-partnership.net/sites/default/files/analysis_of_intended_nationally_determined_contributions_indcs.pdf

World Bank, Intended Nationally Determined Contributions (INDCs) Platform,
<http://indc.worldbank.org>





www.acp.int



INTRA-ACP GCCA+ PROGRAMME An initiative of the ACP Group of States funded by the European Union's European Development Fund