

# Understanding Governance in the Jaragua-Bahoruco-Enriquillo Biosphere Reserve: An Empirical Approach

Tropical Conservation Science  
Volume 16: 1–19  
© The Author(s) 2023  
Article reuse guidelines:  
[sagepub.com/journals-permissions](https://sagepub.com/journals-permissions)  
DOI: 10.1177/19400829231218653  
[journals.sagepub.com/home/trc](https://journals.sagepub.com/home/trc)



Víctor Gómez-Valenzuela<sup>1,2</sup> , Harro Van Lente<sup>3</sup>, Katerin Ramírez<sup>1</sup>, and Solhanlle Bonilla-Duarte<sup>1</sup> 

## Abstract

**Background and research aim:** This paper analyses the governance in the Jaragua-Bahoruco-Enriquillo Biosphere Reserve (RBJBE), located in the southwest of the Dominican Republic along the borders with the Republic of Haiti. **Methods:** Construction and validation of an integrated scale of *good governance* and its subsequent analysis using factorial methods were carried out to identify *good governance* factors, and then regression analysis was performed. **Results:** Participation and coordination mechanisms are key factors in explaining governance of the biosphere reserve and critical factors in supporting a transition from an *AINH* (as if nothing happened) *governance* mode to *good governance*. **Conclusion:** The RBJBE operates in an *AINH governance* mode with opportunities to improve by promoting more qualified stakeholders' participation. It effectively facilitates interaction between stakeholders who share a diverse landscape mosaic, considering their interests, perspectives, and knowledge of natural resources. **Implications for conservation:** Considering the *AINH governance* in the RBJBE context and extending it to similar BR scenarios in Latin America and the Caribbean, one key implication focuses on implementing effective participation mechanisms and social engagement of stakeholders, as well as improving zoning and land use planning strategies linked to a more integrative landscape approach to conservation and local development objectives.

## Keywords

governance, biosphere reserves, *AINH* governance, participation, performance

## Introduction

This paper aims to analyze the governance of the Biosphere Reserve Jaragua-Bahoruco-Enriquillo (RBJBE) in the Dominican Republic (DR), understanding governance in general terms as the political arrangement of institutions, structures and processes that determine the dynamics of decision-making in terms of who makes the decisions, how they are made, who is affected, as well as the actions derived from the decision-making process and its particular effects and the groups affected (Bennett & Satterfield, 2018; Hare et al., 2018; Lockwood et al., 2010). So, the governance of the environment and natural resources goes beyond management. The latter can be understood as an aftermath of the former, so governance implies a set of principles such as justice, equity, efficiency, directionality, and social legitimacy, among others (Cox et al., 2010; Hare et al., 2018;

<sup>1</sup>Research professor, Instituto Tecnológico de Santo Domingo (INTEC), Santo Domingo, Dominican Republic

<sup>2</sup>Institute of Public Goods and Policies (IPP), Spanish National Research Council (CSIC), Madrid, Spain

<sup>3</sup>Full Professor of Science and Technology Studies, Maastricht University, The Netherlands

Received: 31 May 2023; accepted: 20 November 2023

### Corresponding Author:

Víctor Gómez-Valenzuela, Instituto Tecnológico de Santo Domingo (INTEC), Av. Los Próceres No. 49, 10602, Santo Domingo, D. N. Dominican Republic.

Email: [victor.gomez@intec.edu.do](mailto:victor.gomez@intec.edu.do)

**Correction (December 2023):** Article updated to interchange the placement of Tables 1 and 2.



Creative Commons Non Commercial CC BY-NC: This article is distributed under the terms of the Creative Commons Attribution-NonCommercial 4.0 License (<https://creativecommons.org/licenses/by-nc/4.0/>) which permits non-commercial use, reproduction and distribution of the work without further permission provided the original work is attributed as specified on the SAGE

and Open Access pages (<https://us.sagepub.com/en-us/nam/open-access-at-sage>).

Lockwood et al., 2010). Thus, it also implies supporting conservation and sustainable development, considering a stakeholder perspective on conservation and local development expectations (Acheson, 2006; Bennett et al., 2019; George & Reed, 2017; Wilkie et al., 2006).

Therefore, this paper provided empirical evidence about how local stakeholders value the overall performance of governance of the environment and natural resources in the context of a biosphere reserve about achieving conservation and local development in terms of *good* and *bad* governance, which refers to the degree of success of the local structure of power and institutions to supporting conservation and sustainable development based on the governance mentioned above principles of (Bennett & Satterfield, 2018; Eagles et al., 2013; Islam et al., 2017).

This perspective on governance may support a better interpretation of the concept of the biosphere reserve (BR) in the context of the DR in terms of closing the gap between the concept and its implementations by providing some answers to the questions about what critical factors may explain the governance of the RJBE and which of them can improve it, considering the nuances and sometimes opacity in defining and deploying conservation spaces in the DR (Ferreira et al., 2020; Pasachnik et al., 2016).

The BR concept, developed by Man and the Biosphere Program (MAB), an initiative of the United Nations Educational, Scientific, and Cultural Organization (UNESCO) formally established in 1971, represents a sustained effort over time in pursuit of reconciling the conservation of biodiversity and natural resources by incorporating a landscape perspective (Borsdorf et al., 2013; Price, 2002). With the

support of the MAB program was created in 2002 by the Dominican government. Figure 1 shows the location of the RBJBE in the Hispaniola.

Governance matters by considering the generally conflictive interactions between disputed local-based interests in development and conservation and the emergence of the biosphere reserve (BR) concept constitute an alternative to fostering more socially grounded practices on conservation and local development that contribute to harmonizing such interests (Ishwaran et al., 2008; Price, 2002). It is specifically valid in the case of the DR in which many protected areas (PAs) were created in a social conflict context, especially in the 70s and 80s of the XX century (Holmes, 2014), when some of the PAs that constitute the RBJBE were created, including Lago Enriquillo National Park, the Jaragua National Park, and the Sierra de Bahoruco National Park (Gómez-Valenzuela et al., 2018).

The conflictive nature of the Dominican protected areas has yet to be studied in the formal academic literature (Holmes, 2010, 2014). However, the works related to the political and social crises of the 80s and 90s on the restrictive policy of using forest timber resources or related problems stand out with agriculture in protected areas and the issues of property rights of small and medium producers or more relatively more recent approaches on co-management practices and local support for conservation practices in PAs (Holmes, 2010, 2013). Attention to the governance problems of protected areas in DR also acquires a regional dimension as it occupies two-thirds of the Island of Hispaniola, the most biodiverse in the region, and shares with the Republic of Haiti

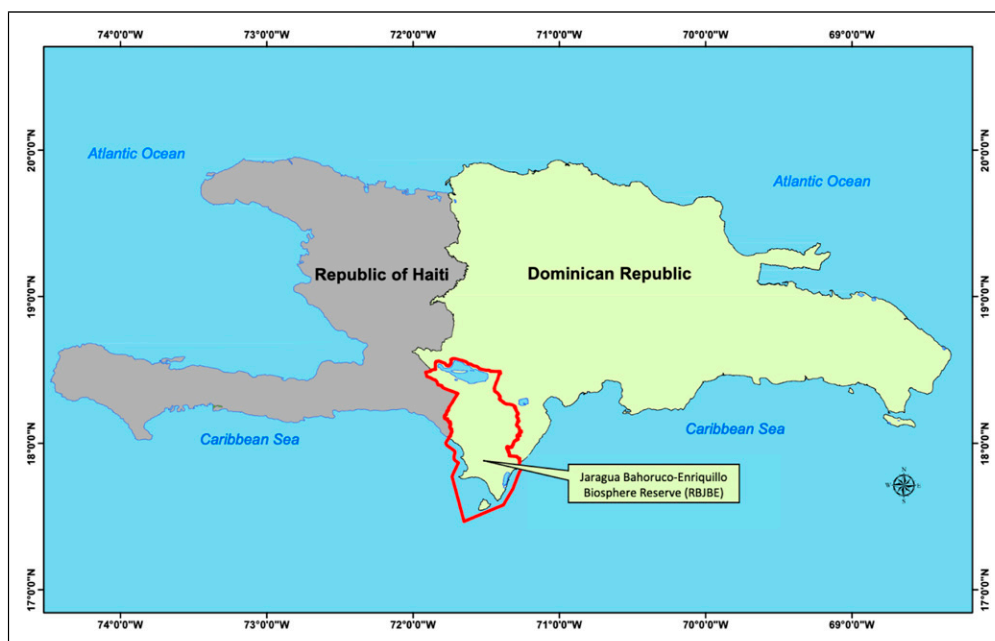


Figure 1. Location of the RBJBE in the Hispaniola. Source: Own elaboration.

(Cano-Ortiz et al., 2016; MARENA, 2020; Muñoz et al., 2022), a country facing structural challenges in terms of sustainability (Mombeuil, 2020). In addition, around a quarter of the Dominican island territory comprises protected areas (MARENA, 2020), which sometimes function as paper parks, overlapping social conflict with conservation challenges (Pasachnik et al., 2016).

At the same time, there needs to be more evidence of empirical approaches to the issue of governance in the context of the Caribbean and Latin America (LAC). It has prevailed more qualitative approaches to some governance dimensions, such as managing natural resources or the importance given to community participation (Brenner & Job, 2012; Isacch, 2008; Ruiz-Mallén et al., 2015; Stoll-Kleemann et al., 2010). Thus, this article makes a relevant contribution of empirical basis for analyzing the governance of natural resources and ecosystems in the context of biosphere reserves in Latin America and the Caribbean, advancing a novelty approach intended to address complexity in natural resources management by combining a qualitative approach with quantitative methods and putting governance analysis in the center to highlight the social dimension of conservation and sustainable development in the context of a BR in the Caribbean (Bodin & Tengö, 2012; Cumming et al., 2020). It also approaches a better local-based understanding of the complex policy governance scenario of the RBJBE trapped in a crossroads of conservation and development (Gómez-Valenzuela et al., 2021; Sánchez-Valdez, 2015).

## Conceptual Framework

### Understanding Governance

As indicated, in general terms, governance refers to the political arrangement of institutions, structures, and processes that determine the dynamics of decision-making and its aftermaths, considering the power exercised by structures and sociocultural and political processes (Bennett & Satterfield, 2018; Lockwood et al., 2010; UICN, 2019). It also includes how decisions are made, responsibilities are assigned, and the mechanisms for different stakeholders to express their views and participate (Lockwood, 2010). In this analytical context,

management refers to the resources, plans, and actions that are the product of applied governance (Hockings et al., 2015). Thus, management is a consequence of applied governance (Bennett & Satterfield, 2018). It is an elusive and challenging topic to be addressed in empirical terms because of the socially conflictive aspects related to the access and use of natural resources by the communities (Hockings et al., 2015; Lockwood et al., 2010; Slough et al., 2021; UICN, 2019).

Regarding *bad* or *good* governance, aspects such as its directionality and impacts should be nuanced regarding the expected conservation and sustainable development outcomes over time. Thus, *bad or good governance* in this analytical context refers to the degree of success in achieving conservation and development goals, referring to *bad governance* in terms of adverse outcomes and *good governance* as the positive outcomes over time, both depending on the quality of the institutional interactions around the environment and natural resources (Acheson, 2006; Schliep & Stoll-Kleemann, 2010). Therefore, it is a multi-level and multi-stakeholder process with uneven results conditioned by the institutions' quality, interactions, and regulatory compliance capacities (Acheson, 2006; Bodin & Tengö, 2012; Rodríguez Solorzano & Fleischman, 2018).

Consequently, governance and management form a continuum with which both the analysis and evaluation of governance must be directly related to the effectiveness of management. Therefore, the governance-management continuum can be analyzed through what some authors call *other governance effectiveness* (Lockwood, 2010). It is a concept built halfway between governance quality and institutional capacity for resource management. The connection with the identified stakeholders covers the local socioeconomic and political context that supports it. *Governance effectiveness* is also a way of defining *good* governance, which is about its quality and is based on normative principles that include legitimacy, transparency, accountability, inclusiveness, fairness, connectivity, and resilience (Dressler & Roth, 2011; Eagles et al., 2013; Hare et al., 2018; Lockwood, 2010). Table 1 presents a summary of the interpretation of these principles.

The seven principles in Table 1, in terms of outcomes, define the standard of *good* governance. Thus, performance in

**Table 1.** Good governance principles.

Principle	Interpretation
1 Legitimacy	Social acceptance and recognition of the power structures and authority mechanisms
2 Transparency	Visibility and clarity of decision-making and managing process and information availability
3 Accountability	Refers to commitment to responsibility in making decisions and actions and response to social actors.
4 Inclusiveness	Refers to the opportunities for all stakeholders to participate in and influence decision-making processes and actions
5 Fairness	Respect and attention are given to stakeholder's points of view regardless of higher and lower levels of authorities
6 Connectivity	Effective coordination across different levels and scales of the landscape governance structures
7 Resilience	It is the ability to balance flexibility and security, incorporating new knowledge and learning into decision-making.

Source: Own elaboration based on Lockwood (2010).

*good governance* refers to the commitment and the ability to deliver to a permissible extent the planning and resource allocation concerting to the expected outcomes (Golebie et al., 2022; Pomeranz & Stedman, 2020). It has, in terms of effective governance, a direct impact on the assertiveness of planning processes, on the management of available resources to achieve the expected objectives in terms of conservation and local development, and on the promotion of mechanisms that ensure effective stakeholder participation, considering their rights and the potential of their contribution to the achievement of the proposed objectives. Thus, *good governance* is a constructive process of political and institutional articulation based on principles, which seeks to harmonize the actors' different interests and leads to socially acceptable conservation and sustainable development results (Lockwood, 2010; Van Cuong et al., 2017).

A fundamental issue is the existence of synergies between conservation and local development objectives so that *good governance* ensures that using natural resources can support the livelihoods of communities in protected environments (Lockwood, 2010; Van Cuong et al., 2017). It implies that the elements of *good governance*, such as legitimacy, participation, accountability, transparency, and management capacity, among other elements, are vital to ensuring the delivery of results in conservation and local development (Bennett & Dearden, 2014; Bernedo Del Carpio et al., 2021). Thus, *bad governance* is a perverse process associated with the extractive and socially inequitable use of natural resources, leading to their depletion, environmental degradation, and biodiversity (Assa, 2018; Dressler & Roth, 2011). The elements' absence, deficiency, or profound imbalances define *good governance* (Dressler & Roth, 2011; Eagles et al., 2013; Vedeld et al., 2012). It is related to the depletion of resources, environmental degradation and loss of biodiversity, political corruption, poor quality of institutions, as well as low levels of regulatory compliance that lead to highly extractive and socially inequitable outcomes in terms of development and use of natural resources (Assa, 2018; Busse & Gröning, 2013).

### *BRs as management tools*

The first BR was established in 1976, and since then, BRs have grown, covering about 134 countries and over 600 million hectares in about 738 reserves (UNESCO, 2021a). In Latin America and the Caribbean, there are 137 BRs in 22 countries, the leading countries México (41) and Argentina (15), while the insular Caribbean accounts for 11 BRs, of which six are located in Cuba, one in the DR, two in the Republic of Haiti, one in Saint Kitts and Nevis and one in Trinidad and Tobago (UNESCO, 2021b). In 2012, La Selle Biosphere Reserve in Haiti next to the RBJBE, and since 2017, efforts have been made to promote cross-border management of the two biosphere reserves; however, this goal is challenging to achieve given, on the one hand, the

problem of political stability in Haiti and the asymmetries in institutional capacities between the two countries that share Hispaniola (Marzelius, 2020; Sheller & León, 2016).

BRs are an instrument for managing natural spaces and landscapes that extend the more traditional scope of Protected Areas (PAs) since it is intended to harmonize the interactions between communities and nature (Price, 2002). A fundamental issue that differentiates the management approach of the BRs concerning the PAs is that in the case of the former, the natural and the built cultural landscape are considered together, allowing paying more attention to buffer and transition zones (Bridgewater, 2002; Ishwaran et al., 2008). However, in the case of PAs, the management approach tends to focus on conservation priorities within their spatial limits, including the natural resources in it (Ishwaran et al., 2008).

Nevertheless, even in the more flexible concept of BR, achieving locally based conservation and sustainable development objectives is a complex, long-term process that implies different levels of political articulation that do not necessarily understand the concept of a biosphere reserve in the same way, resulting in uneven outcomes in both conservations a sustainable development (Schliep & Stoll-Kleemann, 2010). It is particularly relevant in contexts of high socioeconomic asymmetries combined with social pressures derived from the local contexts that are integrated into the landscape of the biosphere reserve, as occurs in the case of the RBJBE, located in the southwest of the DR along the border with the Republic of Haiti (Gómez-Valenzuela et al., 2021; Sheller & León, 2016).

In between *bad* and *good governance*, an intermediate state can be defined as *AINH* (as if nothing happened) governance, which, despite moving toward lousy governance, can be characterized by an elementary recognition of the already existing institutions, their representatives, and structure, with a presence in the territory but with limited capacities for regulatory compliance and with low levels of control that give rise to corrupt practices that affect natural resources and biodiversity. The theory of institutional development and the economic policy approaches to natural resources could support an interpretation of this entropy state of *AINH governance* and connect to the theory of institutional change by explaining the transition from one institutional state to another and its implications in terms of performance and sustainability (Acheson, 2006; Collier, 2010; Reimer, 2013; Yeboah-Assiamah et al., 2017). In addition, the intermediate governance mode could correspond to a business-as-usual scenario used for managing ecosystem services as part of the Targeted Scenario Analysis (TSA) approach (Alpizar & Bovarnick, 2013; Kumar et al., 2013). Therefore, a characterization of the governance of the RBJBE as a management commitment to conservation and sustainable development at the local level is proposed based on a three-mode typology: *f bad* governance, *AINH* governance, and *good* governance.

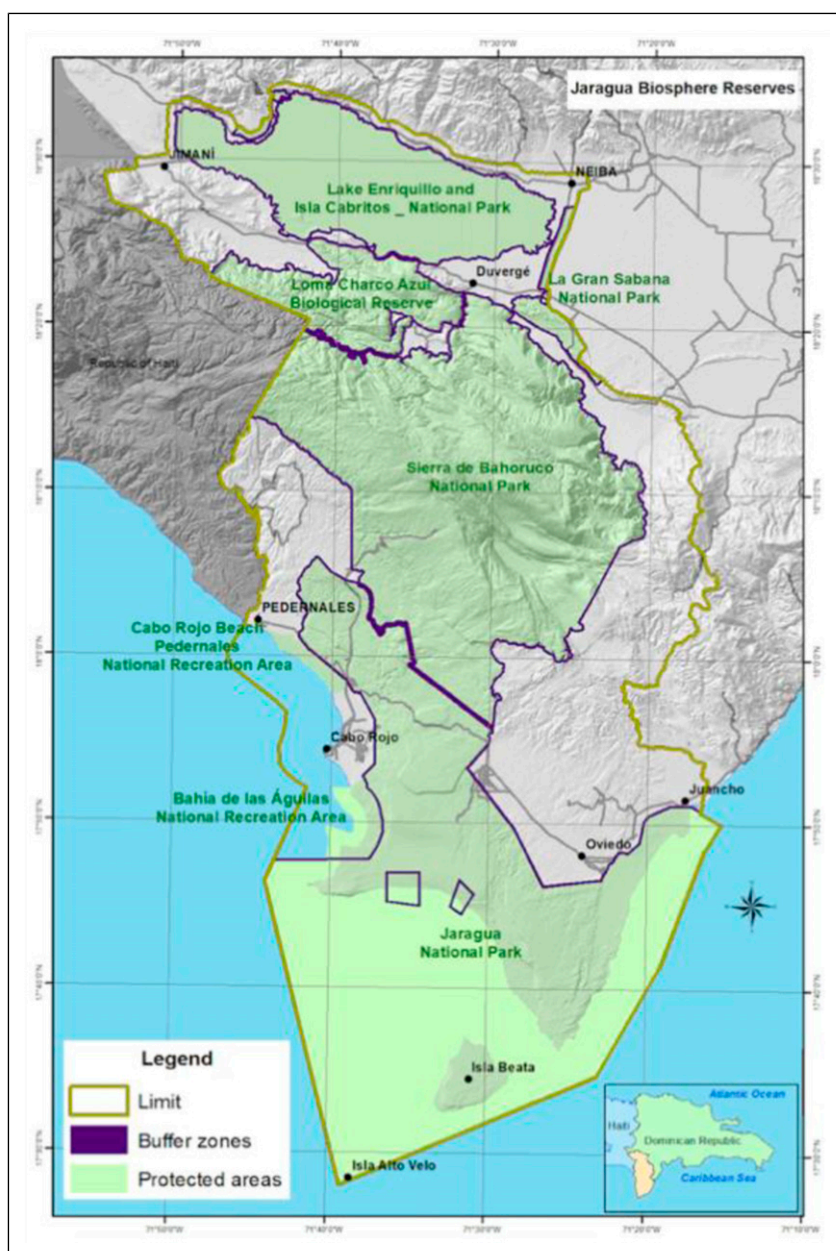
## Material and Methods

### *The Jaragua-Bahoruco-Enriquillo Biosphere Reserve*

The RBJBE has three core conservation areas represented by Lake Enriquillo National Park and its surroundings, the Sierra de Bahoruco National Park, the area around it, and the Jaragua National Park and its surroundings. It has around 4,858 km<sup>2</sup>; approximately 65% (3,184 km<sup>2</sup>) corresponds to the nuclei conservation zones, 9.5% (460 km<sup>2</sup>) to the buffer zones, and 25% (1,214.46 km<sup>2</sup>) corresponds to transition zones (Gómez-Valenzuela et al., 2021; Leon et al., 2011). Figure 2 shows the three core conservation areas of the RBJBE.

Based on the municipal population data of ONE of the 2010 National Census and demographic projections for 2019 and 2020 (ONE, 2020), the total population of the biosphere reserve amounts to 144,665 inhabitants, for an estimated density of about 30 inhabitants per square kilometer. Table 2 summarizes the population of the ten municipalities within the limits of the RBJBE.

The three most populated municipalities of the RBJBE present significant poverty indicators concerning the number of poor households in the country (40.4%). In the case of the municipality of Neiba, the proportion of poor households rises to 69.4%, Pedernales to 66.4%, and Jimaní to 65.8 % (Morillo Pérez, 2014). Poverty and illegal



**Figure 2.** Core conservation areas of the Jaragua Bahoruco-Enriquillo Biosphere Reserve. Source: Own elaboration.

**Table 2.** The population of municipalities within the RBJBE.

Municipalities	Surface (Km <sup>2</sup> )	Population total	Population density (hab/km <sup>2</sup> )
1 Jimaní	472.6	16,510	35
2 La Descubierta	192	8,310	43
3 Postrer Río	158.9	5,688	36
4 Los Ríos	127.7	7,709	60
5 Villa Jaragua	130.5	10,619	81
6 Neiba	282.4	36,511	129
7 Galvan	281.5	15,702	56
8 Duvergé	441.2	12,029	27
9 Oviedo	959.6	7,296	8
10 Pedernales	883.8	24,291	27

Source: Own elaboration based on [ONE \(2020\)](#).

immigration are socioeconomic factors that add conflicts concerning access to natural resources and have previously been identified as challenges to conserving the reserve's biodiversity ([Leon et al., 2011](#)). Added to the situation above depicted is the still challenging socioeconomic situation of the north side of the RBJBE, generated by the flooding of Lake Enriquillo, which almost doubled its surface between 2003 and 2014 (from around 200 km to approximately 395 km) and which ended with estimated global losses between US\$50 and US\$70 million ([Gomez-Valenzuela et al., 2021](#)). All those mentioned socioeconomic, political, institutional, and environmental factors together exert direct pressure on the natural resources and on the ecosystem services provided by the RBJBE, affecting the efficiency of its governance, generating local conflicts, and limiting the potential for achieving the reserve's conservation and sustainable development goals.

### Measuring Governance

Governance can be measured by building indices that summarize the sets or dimensions of the related variables in a similar way to the measurement of factors of social capital or perception of conservation ([Islam et al., 2017](#)). To analytically connect perceptions and measurement of governance and performance, a 1 to 7-point governance Likert scale type was built (see [Appendix A](#)) ([Bennett & Dearden, 2014](#); [Hockings et al., 2015](#); [Lockwood, 2010](#); [Lockwood et al., 2010](#); [Slough et al., 2021](#); [UICN, 2019](#); [Van Cuong et al., 2017](#)). The governance scale was validated in in-person two-round workshops with the RBJBE Coordination Committee and local stakeholders between September and December of 2021, taking place the third one on March 4, 2022, in the city of Barahona in the local facilities of the Ministry of Environment and Natural Resources (see [Figure 3](#) for some pictures of the validation process). Additional online consultations with national experts were conducted to improve the scale, resulting in a more simplified measuring instrument (see [Appendix A](#)).

### The Exploratory Approach

As part of the exploratory approach, a statistical reduction dimension of the scale item variables was run to simplify and group them into a set of factors ([Cuong, Dart, Dudley et al., 2017a](#); [Islam et al., 2017](#)). However, one previous step to reduce the number of item variables into factors is to test the scale reliability. Two tests were conducted: Cronbach's alpha and the Kaiser–Meyer–Olkin (KMO). The first one tests the reliability of the governance and performance scales through correlations between items and is recommended to keep in the analysis items with values over 0.6 to ensure proper internal consistency of the scale items ([Bollen et al., 2005](#)). Secondly, the KMO test helps identify the factor variances that could be analyzed, and values over 0.6 indicate good scale consistency ([Shrestha, 2021](#); [Williams et al., 2010](#)).

Based on the 90 total responses of the RBJBE stakeholders, through an online survey applied, a Dimension Reduction (DR) statistical procedure was performed using Principal Component Analysis (PCA) to identify those factors with the most significant weight ([Islam et al., 2017](#); [Shrestha, 2021](#); [Williams et al., 2010](#)). The PCA used VARIMAX rotation to reduce the number of variables into fewer factors. The PCA selects factors with eigenvalues greater than one considered statistically significant. The factors score functioning as indexes will be used in multiple linear regression to examine the relationship between governance and performance in the context of the RBJBE ([Shrestha, 2021](#); [Williams et al., 2010](#)).

In principle, six factors were defined. The first one is the constructed value (VAL), which includes the scale of the item in questions 1 to 3, referring to the different natural and cultural values in the RBJBE. The second factor is awareness (AWR), covering the items in questions 4, 5, and 6 about the threats and the level of knowledge of the RBJBE. The third factor is performance (PER), embracing the items in questions 7 and 8. The fourth construct concerns power and authority (PWR) and covers items in questions 9 and 10. The fifth factor is participation (PAR), which includes items in



**Figure 3.** Some pictures of the governance scale validation workshops.

questions 11 and 12, and the sixth factor is governance (GOV), covering items scale in question 13, and policy model (POL), covering items variables in question 14. Table 3 summarizes the factors.

### Regression Model

Based on Table 3 and the results of the dimension reductions, several factors were defined by grouping a set of items variables according to the posted definition criteria and following the question sequence as it was defined once the final questionnaire was set out. The factors were defined thanks to PCA analysis to operate as variables. A multiple regression analysis was carried out to determine the statistically significant relationships between the various factors of governance and performance indicators. The regression carried out was based on the method of ordinary least squares. The dependent variable is the governance factor (GOV), and the independent variables are the Participation (PAR), Awareness (AWR), Performance (PER) factors, and policy model (POL).

### Characterizing Governance

Following the 1-to-7-point scale defined, it is proposed to characterize governance based on the depicted typology of *bad*, *AINH*, and *good* governance. It is essential to point out that in the case of the *AINH*, governance tends to prevail over the years the status quo of natural resources and landscape governance and management without significant political actions or interventions that change its course in the short-medium term, preventing thus favorable conservation or sustainable development outcomes.

Therefore, based on Figure 4, governance characterization can be understood as a continuum ranging from *bad* to *good* governance mode, considering a medium-long-term perspective. The general idea is that the upper limits of each typology are closer than the extreme values, implying that as governance mode improves, the upper limits of each typology could quickly move to the next level following an institutional transition dynamic (Reimer, 2013; Rodriguez Solorzano & Fleischman, 2018).

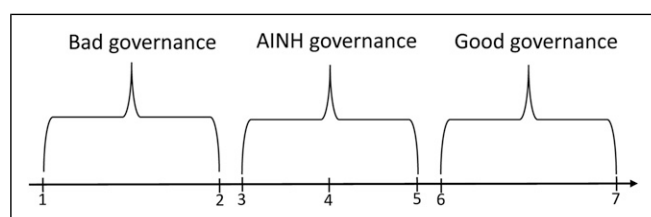
### Sampling and Data Gathering

Identifying the RBJBE stakeholders has been one of the critical components of this research. The stakeholders referred to here are local actors with direct interests in the biosphere reserve, mainly representatives of community organizations of producers, women, and non-governmental civil society organizations with a presence in the territory (Fraser et al., 2006; Knight et al., 2006; Lockwood et al., 2010; Mejía Acosta, 2013). The BR Coordination Committee provided the sampling framework of around 150 local stakeholders randomly distributed along the different communities surrounding the RBJBE. Most of the selected stakeholders (more than 65%) were part of community-based organizations such as women's groups, producer associations, youth groups, social and cultural clubs, and representatives of local NGOs, and to a lesser extent (around 35%) of municipal officials, university professors and representatives of the Ministry of Environment and Natural Resources. Ninety (90) complete responses were received for a 60% response rate of the provided sampling framework, which allowed us to reach the minimum statistical criteria of quality for small sampling and parametric analysis

**Table 3.** Governance factors at RBJBE.

Construct (factors)	Definition	Questions	Items
1 Natural values and functions (VAL)	It is about the natural and sociocultural values in the RBJBE, including ecosystem services.	1-3	20
2 Awareness and knowledge (AVR)	It refers to the level of knowledge of the RBJBE's stakeholders, considering its legal framework and threats.	4-6	21
3 Performance (PER)	This construct covers the perception of achieving a desirable conservation level and harmonious community relation to the RBJBE.	7-8	5
4 Power & authority (PVWR)	In the RBJBE context analysis, power and authority are factors related to the social recognition of formal and informal exert of authority.	9-10	9
5 Participation (PAR)	Here, participation is understood since the recognized rights of RBJBE stakeholders and their hearing voices in decision-making.	11-12	13
6 Governance (GOV)	In the RBJBE context, <i>governance effectiveness</i> or good governance is closely related to management and refers to coping with conflict resolution issues, enforcing planning, and foreseen strategic orientation.	13	11
7 Policy model (POL)	It refers to the organization of power regardless of its social recognition. It is understood mainly as the ability to exercise power and decision-making authority (top-down or bottom-up).	14	7

Source: Own elaboration.



**Figure 4.** Proposed governance typology. Source: Own elaboration.

(Norman, 2010; Zou et al., 2023). Between May and July of 2022, the governance scale was administrated using an electronic survey platform, allowing the stakeholders to respond to the scale by their available means, such as computers, tablets, or smartphones. The research team conducted frequent follow-ups with the stakeholders, including emails and phone calls. All offered their consent to participate. Data analysis was carried out using SPSS Statistics™ version 29.

## Results

### Factor Analysis

As indicated above, only variable values of factor loading of item scales above 0.6 were included in each selected factor to ensure a strict selection that allows a more reliable analysis that meets the discriminant validity restriction criteria in the analysis of scales used for the definition of factors (Martínez García & Martínez Caro, 2009; Voorhees et al., 2016). Table 4 shows the seven factors defined and the items' scale reliability test.

According to Table 4, the scores of Cronbach's alpha test (5 of 7) are above 0.8 except for the item scales of PWR=0.774 and POL=0.631, even with these being good results. The scales showed their reliability as measurement instruments of the defined items, with which the reduction of dimensions anticipates a reliable result. It was confirmed by the results obtained with the KMO test and the associated Bartlett sphericity test (six of seven values above 0.7 and statistically significant), indicating that the dimension reduction was efficient.

*Values, Awareness, and Performance Factors.* Natural values and functions (VAL), awareness about them (AWR), and the perception of performance (PER) in their conservation and terms of local, sustainable development are critical elements of the perceptions about conservation and sustainable development (Soliva & Hunziker, 2009; Sturiale et al., 2020). From the point of view of the RBJBE, these factors gain relevance by considering the tensioning environment in which the daily life of its stakeholders, especially twenty years after its creation, is what the scales defined for this purpose try to measure and grouped into the three indicated factors. As seen in Appendix B, concerning factor VAL, 11 variables were included (those with the higher loading factors), including those related to ecosystem services provided by the RBJBE. Ecological functions such as soil conservation (0.777) and clean air/pollution mitigations are recognized as RBJBE values, including bodies of water and wetlands (0.691).

Concerning factor AWR, the dimension reduction analysis generates two related but independent factors: the perceived threats to the integrity of the RBJBE (THR) and the level of knowledge (KNW) of the biosphere reserve of the indicated stakeholders (see Appendix B). In the case of the perceived



**Table 4.** Items scale reliability tests.

Factors	Definition	Questions	Items	Cronbach's Alpha	Kaiser-Meyer-Olkin (KMO)	Bartlett's Test of Sphericity
VAL	Natural values and functions	1-3	20	0.905	0.832	1015.308 (0.000)
AWR	Awareness & knowledge	4-6	21	0.859	0.784	1194.747 (0.000)
PER	Performance	7-8	5	0.804	0.762	142.038 (0.000)
PWR	Power & authority	9-10	9	0.774	0.726	284.517 (0.000)
PAR	Participation & rights	11-12	13	0.890	0.836	745.732 (0.000)
GOV	Governance effectiveness	13	11	0.975	0.952	1285.802 (0.001)
POL	Policy model	14	7	0.631	0.659	82.654 (0.001)

Source: own elaboration.

threats, all of them are human-related, including illegal occupation and invasion of conservation lands (0.815), the related land use change (0.790), and the associated habitat destruction (0.762), amongst others. The divided AWR factor allows for distinguishing between the role of perceived and acknowledged threats and the importance of knowledge. However, these new factors support decision-making regarding *good* and effective governance of biosphere reserves and PAs (Cuong, Dart, Dudley et al., 2017a; Eagles et al., 2013; Lockwood, 2010).

Finally, the PER factor gathered those variables related to the perception of conservation and local development outcomes of the RBJBE more than two decades after it was created in 2002. Appendix B shows that all five variables were included, meeting the strict exclusion criteria of leaving out the dimension reduction of those variables below 0.6 of factor loading. All these variables gathered in the PER factor not only validate the ability of the scale to capture performance issues but also are aligned with what the broader empirical-based literature on governance of natural resources is telling us about the critical insights between *good* governance and performance in conservation and local development (Bennett & Dearden, 2014; Dressler & Roth, 2011; Eagles et al., 2013; Lockwood, 2010).

**Power, Participation, Governance, and Policy Model.** Power and authority (PWR), participation (PAR), efficiency governance (GOV), and policy model (POL) are, in fact, intertwined factors of the policy system directly related to the success of conservation and local sustainable development in both protected areas and biosphere reserve (Hockings et al., 2015; Islam et al., 2017; Ostrom, 2002; UICN, 2019; Van Cuong et al., 2017). In the context of the RBJBE, there is no doubt that it is a relevant issue not only for the present but also for the future of the RBJBE in terms of assuring its broader recognition beyond written documents (Pasachnik et al., 2016; Sheller & León, 2016).

Concerning the PWR factor, likewise in the case of the AWR factor, two new interrelated factors were generated (see Appendix C). The first one consists of a polyvalent and variable recognition of some cases, with indirect stakeholders as a source of power and authority in the RBJBE (PWRL),

even if they are not part of any formal governance structure as the Coordination Committee. It is especially relevant for the cases of the Ministry of Agriculture (0.757) or the Ministry of Energy and Mining (0.656). The second factor consists of the recognition of the more traditional and conventional source of power (PWRC) by recognizing the role of the current Coordination Committee (0.725), which directly depends on the Ministry of Environment and Natural Resources (0.668).

In the case of the PAR factor (see Appendix D), all eight items' related variables were included in the dimension reduction procedure with high factor loading (almost over 0.8). The three top variables covering critical issues related to participation in the sustainable management of natural resources are conflict resolution mechanisms (0.867), regulated agreed access to natural resources (0.866), and a voice and participation in decision-making (0.844) (Cuong, Dart, Dudley, et al., 2017a; Islam et al., 2017; Slough et al., 2021). Concerning POL, AWR and PWR were split into two different ones (see Appendix D). The first one consists of a more decentralized, participative, and bottom-up model of organizing and exerting power (BTU), and the second one in a more conventional top-down (TDW) model or organizing power and authority in the RBJBE, both in the middle of a fundamental discussion about natural resources management (Cuong, Dart, Dudley, et al., 2017a; Golobič, 2010).

About the GOV factor, the central one in this study connects all the mentioned factors because *good* governance is related to the effective management of natural resources based on a set of fundamental principles such as legitimacy, transparency, accountability, inclusion, fairness, connectivity, or the ability to connect the different levels of public authority and of course resilience, related to the capacity for learning, adaptation and continuous improvement (Lockwood, 2010; UICN, 2019). Appendix D shows that all 11 items' variables were included in the dimension reduction.

### Regression Analysis

The general model followed has as dependent variable factor GOV and as independent variable factors PAR, AWR, PWR, and PER. However, the above-explained outcomes of dimension reduction split factors AWR, PWR, and POL

**Table 5.** Regression analysis.

Variables	Definition	Regression 1: A general model				Regression 2: restricted model			
		Coeff. ( $\beta$ )	Std. Error	t	Sig.	Coeff. ( $\beta$ )>	Std. Error	t	Sig
VAL	Environmental values	0.050	0.068	0.739	0.462				
THE	Perceived threats	-0.018	0.065	-0.271	0.787				
KNW	Knowledge levels	0.031	0.081	0.383	0.703				
PER	Performance	-0.087	0.088	-0.987	0.327				
PWRL	Local sources of power and authority	-0.028	0.070	-0.406	0.686				
PWRC	Central power and authority	0.276	0.079	3.506	0.001*	0.267	0.076	3.507	0.001*
PAR	Participation	0.649	0.096	6.765	0.000*	0.630	0.076	8.292	0.000*
BTU	Bottom-up governance structures	-0.027	0.065	-0.408	0.685				
TPW	Top-down governance structures	0.119	0.069	1.717	0.090***				
R	0.827					0.814			
R <sup>2</sup>	0.684					0.663			
F	19.448*					86.528*			
Sig. level	*p<0.01 **p<0.05 ***p<0.10								

Source: Own elaboration.

adding the following new factors: THR (threats), KNW (knowledge), PWRL (local recognition of power and authority), PWRC (recognition of central power and authority), BTU (bottom-up power mechanisms and structures), and TPW (top-down power mechanism and structures). Thus, the model specification is now reconfigured as follows:

$$GOV = \alpha + \beta_1 VAL + \beta_2 THR + \beta_3 KNW + \beta_4 PAR + \beta_5 PWRC + \beta_6 PWRL + \beta_7 BTU + \beta_8 TPW + \beta_9 PER + \varepsilon_i$$

Where: GOV= is the dependent variable, and the eight independent variables defined are VAL, THR, KNW, PAR, PWRL, PWRC, BTU, and PER. At the same time,  $\alpha$ ,  $\beta_1$  to  $\beta_4$  are parameters to be estimated, while  $\varepsilon_i$  is the error term. Two multiple regression models were performed: the first entering the eight independent variables and the second using the forward procedure in SPSS. It consists of a stepwise variable selection method that is sequentially entered, beginning with the one with the significant positive or negative correlation with the dependent variable, excluding those that do not meet the entry criterion, and then considered the next. The procedure stops when there are no variables that meet the entry criterion. Since the dimension reduction procedure has standardized the variables used, the intercept in the regression will be dispensed to improve the coefficient interpretation (Schielzeth, 2010). Table 5 summarises the findings of the regression and the restricted regression model with only the two selected independent variables: PAR and PWRC.

The two models show exciting results concerning the analyzed factors as an explanatory variable of *good* governance. Both models have an adequate adjustment level. The general model presents an R of 0.82, an R<sup>2</sup> of 0.68, and a significant F value at 1%, which means that it is valid in statistical terms and explains 68% (R<sup>2</sup>) of the variance

observed. At the same time, the restrictive model presents an R of 0.81 and an R<sup>2</sup> of 0.66, although with a value of F higher than the general model. The restrictive model explains 66% of the variance, with both models having a similar explanatory power.

In the general model, VAL, KNW, PWRC, PAR, and TPW have a positive sign, generally recognizing these factors in *good* governance (Eagles et al., 2013; Pomeranz & Stedman, 2020). However, only PWRC and PAR are statistically significant, indicating that these factors' improvement significantly influences *good* governance (Eagles et al., 2013; Van Cuong et al., 2017). These two factors are the only ones in the restricted regression model, and the current analysis is also valid. In this research context, the PAR factor combines variables ranging from conflict resolution mechanisms to effective decision-making (Cuong, Dart, Dudley, et al., 2017a; McKinley et al., 2017).

On the other hand, the PWRC factor refers to the fact that at the local level, the importance in terms of the legitimacy of the established authority is recognized and that, in this way, it is possible to improve the governance of the RBJBE, a perspective related to the TPW (which is statistically significant at 10% of confidence level), highlighting the role of the established power structures. Do these results mean that the participation requirements are met, that the locally recognized authority is fully fulfilling its duties, or that the governance of the RBJBE is effective? No. The PAR and PWRC factors show that improvements in *good* governance are highly dependent on these factors (Islam et al., 2017; Lockwood, 2010; Van Cuong et al., 2017).

However, the THR, PER, PWRL, and BTU factors have negative signs but are not statistically significant; these results may indicate a discriminating judgment in their role as factors related to governance. In other words, they indicate a negative

perception of the perceived threats in the RBJBE, including land-use change, habitat destruction, and forest fires. It is the same with the PER factor regarding the general conservation and local development results without this perception becoming statistically significant (Watson et al., 2014). Factors PWVR and BTU also have negative signs. Although they are not statistically significant, they may point out the need for more confidence in local sources of power and authorities as local governments, amongst others. Generally speaking, the regression results can be understood as a map of governance shortcomings likely related to the lack of proper understating of the role of a BR as a tool for meeting conservation and local development goals (Cox et al., 2010).

In the restricted model, the two significant factors are PAR and PWRC, the first being the most significant, with a coefficient almost triple that of PWRC. It coincides with similar findings which indicate that participation is the most critical dimension related to the success of BRs and broadly understood, covers attributes such as solid stakeholder commitments and collaboration, awareness, and communication, and their lack is related to those less succeeded BRs (Van Cuong et al., 2017).

This finding indicates that the significant improvement in participation substantially improves the governance of the RBJBE, validating the relevance of effective participation in environmental governance (Bodin, 2017). In the same way, the factor PWRC is a clear nod to the need to improve the efficiency of the coordination mechanisms with authorities of the central government (mainly the Ministry of Environment and Natural Resources), indicating that an improvement of these capacities contributes significantly to the *good* governance of the RBJBE, coinciding with similar findings in the literature on BRs (Baker & Chapin, 2018; Cuong, Dart, Dudley, et al., 2017a; Islam et al., 2017). Finally, it can be stated that *good governance* is a multifactorial outcome which, in the case of the RBJBE, requires substantial improvements in the participation structures and in strengthening the action mechanisms of the authorities of the central government in terms of spurring conservation and local development as critical roles of the BR.

### Characterizing Governance

Based on the governance typology proposed above (*bad governance*, *AINH governance*, and *good governance*) and considering the RBJBE analytical context, a t-test of one sample was carried out to the variables that defined governance in question 13 (see appendix A). Thus, to reach a *good* governance score, the mean responses of all governance variables should be equal to at least six. Table 6 summarizes the results of the one-sample t-test (Kolala & Bwalya Umar, 2019).

As seen in Table 6, the scores of item variables indicate failures in achieving good governance standards related to the defined principles, practices, and outcomes, especially those

related to legitimacy and accountability. Considering *good governance* as a gold standard based on principles (Lockwood, 2010), achieving it is a long-term process supported by a solid commitment to conservation and sustainable development and anchored in high-quality participation dynamics. So, the *AINH governance* score of the RBJBE indicates the continuity of the *status quo* in terms of management since the BR was created in 2002 and may reflect an institutional scenario facing actual challenges in struggling in favor of the strengthening institutional capacities to support a transition to good governance which will require better policy coordination at the different governance scales (Acheson, 2006; Baker & Chapin, 2018). Therefore, *good* or *bad governance* may depend on the positive (*good*) or negative (*bad*) institutional and participation flow dynamics, which may affect perceptions of conservation and sustainable development outcomes at the local level (Baker & Chapin, 2018; Cox et al., 2010).

Finally, governance is a fragile and vulnerable process, especially in a developing context, and it is possible to experience setbacks from higher to lower levels (Acheson, 2006; Kettunen, 2008; Schliep & Stoll-Kleemann, 2010). However, it is expected that once the institutional systems are in place and social empowerment is generated through positive, participatory dynamics, the system's resilience improves and its ability to advance to conducive levels of *good governance* (Baker & Chapin, 2018; Cox et al., 2010).

### Discussion

The RBJBE was created after the Seville Strategy 1995, which redefined the objectives, scope, and expected results of biosphere reserves at a global level with a perspective focused on sustainable development (Batisse, 1995; Price, 2002). Integrated landscape management and participatory processes are at the core of the Seville consensus, as well as the connection with research networks and services that ensure the flow of knowledge and resources for proper governance of these spaces (Ishwaran et al., 2008). However, its creation and subsequent deployment as BR did not make a difference concerning the problems of conservation and management of natural resources that already existed in the area, mainly because the land use conflicts already existed with the protected areas that preceded them. to the creation of the reserve and were not addressed as part of its deployment and development. The expansion of the agricultural frontier within the boundaries of protected areas and the loss of forest cover are evidence of limited performance in terms of conservation and sustainability achievements at the governance level of the RBJBE.

It can be stated that the latent and manifests conflicts and crises about access to lands in its resources in the RBJBE, such as the expansion of avocado plantations, agriculture livestock in protected areas, as well as mining activities and tourism development (Gómez-Valenzuela et al., 2021;

**Table 6.** T-Test of good governance of the RBJBE.

Test value= 5

No	Items variables	t	df	Mean	Std. deviation	Two-side p-value	Mean differences	Lower	Upper
1	Acceptance of the governance model (Coordination Committee)	-3.894	89	4.30	1.706	0.000	-0.700	-1.06	-0.34
2	Dialogue and consensus in decision-making	-3.736	89	4.32	1.721	0.000	-0.678	-1.04	-0.32
3	Inspiring vision in managing the RBJBE	-3.140	89	4.41	1.779	0.002	-0.589	-0.96	-0.22
4	Management, planning, and monitoring processes are well-defined.	-3.559	89	4.36	1.718	0.001	-0.644	-1.00	-0.28
5	Learning culture and continuous improvement.	-3.955	89	4.30	1.679	0.000	-0.700	-1.05	-0.35
6	Enforcement and evaluation in planning and monitoring	-3.195	89	4.44	1.650	0.002	-0.556	-0.90	-0.21
7	Resilience and sustainability	-2.090	89	4.61	1.765	0.039	-0.389	-0.76	-0.02
8	Integrity and commitment	-2.248	89	4.60	1.688	0.027	-0.400	-0.75	-0.05
9	Accountability and effective communication	-3.320	89	4.39	1.746	0.001	-0.611	-0.98	-0.25
10	Enforcement and compliance with environmental standards	-2.475	89	4.56	1.703	0.015	-0.444	-0.80	-0.09
11	Fairness and equitable treatment	-2.084	89	4.62	1.720	0.040	-0.378	-0.74	-0.02

Source: Own elaboration.

Gomez-Valenzuela et al., 2021), after its creation in 2002 are related to lack of understanding and the gap in implementing the BR concept and still governing its landscapes under the rationalize of traditional PAs. PAs are spaces legally devoted to biodiversity conservation in land and coastal-marine ecosystems and thus are considered consistent tools to achieve conservation goals through different management categories (Leroux et al., 2010; UICN, 2019; Watson et al., 2014). However, PAs are spaces susceptible to social and primarily political conflicts in developing countries due to the restrictions on access to natural resources, particularly under weak institutional frameworks, as has happened in the case of DR (Bennett & Dearden, 2014; Bonilla-Mejía & Higuera-Mendieta, 2019; Holmes, 2014). In some cases, these conflicts generate such a high level of social tension that they become barriers that prevent these natural spaces from achieving their objectives (Bennett & Dearden, 2014; Pasachnik et al., 2016; Wilkie et al., 2006).

In 2010, the parties to the Convention on Biological Diversity (CBD) adopted the plan for biodiversity conservation for the period 2011-2020, which included five objectives and twenty goals (the AICHI goals) to stop the accelerated loss of biodiversity (CBD, 2010). Of the 20 AICHI goals, number eleven (A111) has been critical in promoting the area-based conservation approach worldwide, including PAs and Other Effective Area-Based Conservation Measures (OECMs) (CBD, 2012). The conservation of biodiversity is not the primary goal of the OECM. However, they contribute to this objective in a subsidiary way, thanks to initiatives that promote the active conservation of certain functions and ecosystem services or because biodiversity thrives autonomously (Shore & Potter, 2018), despite a lack of an ecological integrity

approach in the considered area, by what is known as secondary and ancillary conservation, respectively (Cook, 2023; Shabtay et al., 2019). Table 7 compares PAs, BRs, and OECMs.

Therefore, the BR concept and its implementations constitute an alternative that may contribute to harmonizing socioeconomic and conservation interests in conflicts (Ishwaran et al., 2008; Price, 2002). It is particularly relevant in contexts of high socioeconomic asymmetries combined with significant conservation values and pressures derived from the local contexts that are integrated into the landscape of the biosphere reserve, as occurs in the case of the RBJBE, located in the southwest of the DR along the border with the Republic of Haiti (Gómez-Valenzuela et al., 2021; Sheller & León, 2016).

Thus, in the context of the RBJBE, *good governance* of natural resources has been elusive, implying a complex challenge when considering the governance of natural resources in asymmetric contexts by considering the perspective of power, blurs between the limits of understanding power and its exercise through authority and local administrative structures, regarding the recognition, on the one hand of the weight of the central government and, on the other, of the need to strengthen local participation dynamics (Busse & Gröning, 2013; Reimer, 2013). This particular and apparent state of indeterminacy of governance (in which, on the one hand, the importance of central power is recognized, but more participation is requested through locally articulated mechanisms) can be seen in what happened with the AWR and POL factors that were fragmented in the dimension reduction analysis, each giving rise to two new factors. This fragmentation may result from a more

**Table 7.** Comparing PAs, BRs, and OECMs.

Spaces	Definition	Key characteristics
Protected areas	PAs are spaces legally delimited and defined devoted to conserving biodiversity in land and coastal-marine zones.	Strong conservation focus/Delimited space/Well zoning with centralized governance and management
Biosphere reserves	Sites for testing interdisciplinary approaches to understanding and managing changes and interactions between social and ecological systems, including conflict prevention and management of biodiversity	Legal status and delimited space/Zoning based on landscape and socioeconomic activities/intended conservation outcomes
OECMs	A geographically defined area other than a Protected Area, which is governed and managed in ways that achieve positive and sustained long-term outcomes for the <i>in-situ</i> .	No clearly defined legal status related to protection/No zoning based on conservation criteria/No intended conservation outcomes

Source: Own elaboration.

instrumental origin, for which much more analysis is required (Pomeranz & Stedman, 2020). However, somehow and in a context of power asymmetry, institutional weakness, and social, political, economic, and environmental complexity (Yeboah-Assiamah et al., 2017), it could contribute to understanding the outcomes that lead to *AINH governance* in the context of the RBJBE (Acheson, 2006; Reimer, 2013).

### Recap on the Research Questions

Regarding questions on critical factors in explaining governance and how to improve it posted in the Introduction, the answer offered by the empirical analysis is quite clear: the critical factors are participation and its implication in natural resources management and strengthening it is a critical factor to improve governance (Cuong, Dart, Dudley, et al., 2017a). This answer would seem like a manual, but the empirical results of this study support it. It should be remembered that here, the participation factor includes a broad vision and is much more articulated with the principles of *good governance*, which range from conflict resolution to the consideration of the local perspective in decision-making (Lockwood, 2010; Van Cuong et al., 2017). These findings are coherent with the related literature on governance and social conflict in resources management, especially in PAs and in the context of BR's governance pitfalls, even in the Dominican Republic context (Bennett & Dearden, 2014; Celata & Sanna, 2012; Dressler & Roth, 2011; Pasachnik et al., 2016; Van Cuong et al., 2017; Vedeld et al., 2012). A relatively recent study refers to the differences regarding the success of the governance of the BRs created before and after 1995, being those after 1995 were the ones with the most significant success because the first generation focused on conservation models like the PAs (Van Cuong et al., 2017). Participation is broadly understood as the critical success factor of BR governance, as indicated below (Borsdorf et al., 2013; Cuong, Dart, & Hockings, 2017b).

Therefore, the BR fails to reach *good governance* standards but could be characterized by the *AINH governance* level but still unbalanced governance level (Assa, 2018;

Bonilla-Mejía & Higuera-Mendieta, 2019; Pomeranz & Stedman, 2020). It is relevant considering the expected related outcomes, including the policy-making perspective at different meso and multi-level perspectives of natural resources governance (Child & Barnes, 2010).

The bottom line here is that the success of participating in governance in compliance with instrumental (performance) and normative (principles) objectives is highly variable and depends on the social and institutional context (Acheson, 2006; Kettunen, 2008; Slough et al., 2021). Issues such as the foundations of participation (its instruments and principles) and multi-level interactions (local, regional, national) of stakeholders located at different levels (public sector, local governments, civil society, community-based organizations, private sector) can favor the existing power hierarchy, benefiting certain interest groups instead of promoting deliberative democratic results (Baker & Chapin, 2018; Rodriguez Solorzano & Fleischman, 2018).

### Implications for Conservation and Sustainable Development

Moving from an *AINH governance* mode to a *good* one implies strengthening the participation mechanism, as the Regional Council is in favor. In the case of public policies, more focus on local development is required (TPW was significant at a 10% confidence level). However, it should consider the quality of participation concerning governance, preventing the participation model in the RBJBE from supporting a more deliberative and democratic decision-making process instead of endorsing the established hierarchy of political power (Baker & Chapin, 2018; Rodriguez Solorzano & Fleischman, 2018). Thus, quality of participation toward *good governance* will first imply understanding it not only as a means but as a sine qua non for *good governance*. Secondly, the coordination of actions and interventions in public conservation and sustainable development policies must bring together a basic level of political coordination of national, regional, and local actors so that political action does not become unilateral due to part of the central

government and therefore inactivates local dialogue capacities (Child & Barnes, 2010; Coenen et al., 2012; Schliep & Stoll-Kleemann, 2010). Third, implementing effective zoning and land use planning strategies linked to a more integrative landscape approach to conservation and local sustainable development objectives is a pending task in the context of the RBJBE, and it should be addressed based on empowering and mobilizing local and regional stakeholders (Van Cuong et al., 2017).

Coordinated political actions should seek to mobilize and strengthen the positive social capital of the biosphere reserve communities and create spaces for place-based governance for sustainability as a mechanism that mobilizes change and empowers communities to favor conservation and sustainable development (Child & Barnes, 2010; Edge & McAllister, 2009). This more comprehensive approach to governance promotes environmental justice and equity based on the challenges and socioeconomic inclusion challenges faced by communities around the RBJBE. George and Read (2017) identified five procedural sustainability drivers for place governance: local leadership, strong networks, diverse community engagement, learning together, and information sharing. All these drivers operating as part of a virtuous cycle of *good governance* and participation enact the communities and stakeholders to transition to an ecosystem governance approach and understand the BR's landscape mosaic as an integrated socio-ecological system (Ferreira et al., 2018).

Achieving *good governance* and avoiding *bad or AINH governance* is a long-term process, and, in the case of the RBJBE, after twenty years, it is an ongoing and continuous challenge. International cooperation initiatives, together with the active participation of national and local governments, with greater emphasis on improving local capacities to the place-governance for sustainability (Edge & McAllister, 2009), can underpin the adaptive management of natural resources and the social capital of communities and, above all the creation of stable networks of participation and commitment to conservation and sustainability in the context of the RBJBE (Baird et al., 2018; George & Reed, 2017).

Finally, more information on natural resources (monitoring, research, and evaluation) and their regulation, much more transparent and more defined access rights based on landscape planning, and effective and not merely nominal participation mechanisms can contribute to improving performance in terms of local conservation and sustainable development in the BR's context, limiting those dynamics of passive and nominal governance that can lead to *AINH governance* and its outcomes (Edge & McAllister, 2009; Van Cuong et al., 2017).

### Limitations

It is necessary to clarify two critical issues on methodological concerns about good and bad governance. The methodological approach followed in this article, based on a

quantitative exploratory factor-based analysis, has limitations, such as the scale factor related to the size of the sample and the limitations inherent to the use of scales as their complexity (Shrestha, 2021). In favor of the results obtained here, a 60% response rate was obtained concerning the sampling frame, and a thoughtful validation of the item scale was conducted. Statistical tests applied to validate the scales showed that they behaved within the corresponding statistical standards. However, additional research is required to validate this approach, pointing out the ability of local stakeholders to capture the meaning of the different item scales (Norman, 2010). Despite these methodological concerns, this approach clearly shows an exciting potential for studying the governance of the environment and natural resources, at least in the LAC context.

Secondly, it is necessary to clarify that the reference to bad or good governance must be understood within the analytical framework of the principles that offer direction to the governance of the environment and natural resources to avoid normative biases affecting their interpretation outside the limits stated here (Eagles et al., 2013; Pomeranz & Stedman, 2020).

### Concluding Remarks

The RBJBE operates in an *AINH governance* mode with opportunities to improve by promoting more qualified stakeholders' participation. Thus, moving from an *AINH governance* mode to a *good* one promotes participation mechanisms and structures favoring the status quo. It effectively facilitates interaction between stakeholders who share a diverse landscape mosaic, considering their interests, perspectives, and knowledge of natural resources. Considering the *AINH governance* RBJBE context and extending it to similar BR scenarios worldwide, the implications are relevant from a more participatory perspective since the BRs incorporate a landscape approach to conservation and local development objectives. In the context of the RBJBE, zoning problems and a better definition of the rules of use and access, accompanied by a strong focus on land use planning, constitute elements that can reinforce or at least become an input for a constructive and deliberative dialogue that improves the quality of participation.

The empirical results presented above point to the fact that improving both the mechanisms and the quality of participation, as well as the coordinated interventions from the mechanisms of established power, can significantly improve *good governance*, and this must occur beyond the political discourse that favors the maintenance of the status quo or political or economic interests in the context of the RBJBE.

The findings presented in this article have their limitations, and one of them is that it was applied to a reduced sample of stakeholders directly involved in the Regional Management Council of the RBJBE. The next step should be to analyze governance based on a much broader sampling frame that can

be achieved through a representative sample of the family units in the reserve environment. Another limitation of this research is that the results have yet to be segmented, considering the different nuclei into which the reserve is divided. It can yield exciting results from the point of view of the territories and their specificities. Despite the limitations, the results and the discussion carried out contribute to improving the understanding of the problem of *good* governance in the case of the RBJBE and the broader context of the global network of UNESCO biosphere reserves, which can promote an evidence-based debate on the need to continue strengthening the issues of *good* governance of natural resources in the context of global challenges and sustainable development goals.

Further research is required to understand the consequences of *AINH* governance in the RBJBE. An interesting approximation would be derived from a comparative analysis of the dynamics of land use change that makes it possible to compare, for example, the gains and losses of forest cover as a proxy for the level of achievement of the results of the governance model in terms of conservation.

Likewise, studies more focused on the socio-demographic characterization of the RBJBE population can shed light on the patterns and dynamics of socioeconomic change that could affect the governance of the reserve and the results of conservation and local sustainable development. In the same way, the analysis of factors such as the social perception of the communities around the reserve and of the reserve by the Dominican population can shed more light on the efforts focused on promoting citizen commitment to conservation and sustainability so that the concept of biosphere reserve expands and finds more fertile ground in Dominican society. The analysis of local productive systems from the point of view of the processes of sociotechnical transitions to sustainability is another line of research that requires development to achieve a better balance between conservation and local development. It may be particularly relevant for the most intensive agricultural activities in the reserve, such as coffee plantations or the management of avocado plantations, among others, so they can also respond to the challenges posed by climate variability and climate change, as indicated by the economic impact of the flooding of Lake Enriquillo in the northern zone of the reserve.

Finally, the governance of natural resources is a complex process in any context that depends on sociocultural factors, the socioeconomic context, and the political tradition of the different societies, so defining *good* or *bad* governance in the context of the BRs will depend not only on the *good* or *bad* results in terms of conservation and sustainable development but also of the political foundations and the quality of the mechanisms and instruments of participation.

### Acknowledgment

The authors thank the CAREBIOS Project of the Technical Cooperation Service of the Federal Republic of Germany (GIZ) for the

local support and information about their activities in the RBJBE, also to Ruffa Gómez and all the staff and technical team of the Coordinating Unit of the Jaragua-Bahoruco-Enriquillo Biosphere Reserve of the Ministry of Environment and Natural Resources. We also thank Father Antonio Fernández Rodríguez from FUNDASUR of the Diocese of Barahona and Yvonne Arias from Grupo Jaragua, Inc. We thank the anonymous reviewers for their comments and for challenging us.

### Authors Contributions

**Victor Gómez-Valenzuela:** Conceptualization, Methodology, Software, Writing and Editing; **Harro van Lente:** Conceptualization, Supervision; **Katerin Ramírez:** Data validation and editing; **Solhanlle Bonilla:** Field support, local analysis.

### Declaration of Conflict of Interests

The authors declare no conflict of interest concerning this article's research, authorship, and publication.

### Funding

This research was supported by the National Fund for Scientific and Technological Research (FONDOCYT) of the Ministry of Higher Education, Science and Technology of the Dominican Republic. Grant number 2018- 2019-2B5-162.

### ORCID iDs

Victor Gomez-Valenzuela  <https://orcid.org/0000-0002-4225-4389>

Solhanlle Bonilla-Duarte  <https://orcid.org/0000-0002-0458-1805>

### Supplemental Material

Supplemental material for this article is available online.

### References

- Acheson, J. M. (2006, 2006/10/01). Institutional Failure in Resource Management. *Annual Review of Anthropology*, 35(1), 117-134. <https://doi.org/10.1146/annurev.anthro.35.081705.123238>
- Alpizar, F., & Bovarnick, A. (2013). *Targeted Scenario Analysis: A new approach to capturing and presenting ecosystem service values for decision-making*. UNDP. <https://www.undp.org/publications/targeted-scenario-analysis-new-approach-capturing-and-presenting-ecosystem-service-values-decision-making>
- Assa, B. S. K. (2018, 2018/04/01). Foreign direct investment, bad governance and forest resources degradation: evidence in Sub-Saharan Africa. *Economia Politica*, 35(1), 107-125. <https://doi.org/10.1007/s40888-017-0086-y>
- Baird, J., Plummer, R., Schultz, L., Armitage, D., & Bodin, Ö. (2018). Integrating Conservation and Sustainable Development Through Adaptive Co-management in UNESCO Biosphere Reserves. *Conservation and Society*, 16(4), 409-419. <http://www.jstor.org/stable/26500655>
- Baker, S., & Chapin, F. S. (2018). Going beyond "it depends:" the role of context in shaping participation in natural resource

- management. *Ecology and Society*, 23(1). <https://www.jstor.org/stable/26799065>
- Batisse, M. (1995). New Prospects for Biosphere Reserves. *Environmental Conservation*, 22(4), 367-368. <https://doi.org/10.1017/S0376892900034986>
- Bennett, N. J., & Dearden, P. (2014, 2014/02/01/). Why local people do not support conservation: Community perceptions of marine protected area livelihood impacts, governance and management in Thailand. *Marine Policy*, 44, 107-116. <https://doi.org/10.1016/j.marpol.2013.08.017>
- Bennett, N. J., Di Franco, A., Calò, A., Nethery, E., Niccolini, F., Milazzo, M., & Guidetti, P. (2019, 2019/07/01). Local support for conservation is associated with perceptions of good governance, social impacts, and ecological effectiveness. *Conservation Letters*, 12(4), e12640. <https://doi.org/10.1111/conl.12640>
- Bennett, N. J., & Satterfield, T. (2018, 2018/11/01). Environmental governance: A practical framework to guide design, evaluation, and analysis. *Conservation Letters*, 11(6), e12600. <https://doi.org/10.1111/conl.12600>
- Bernedo Del Carpio, M., Alpizar, F., & Ferraro, P. J. (2021). Community-based monitoring to facilitate water management by local institutions in Costa Rica. *Proceedings of the National Academy of Sciences*, 118(29), e2015177118. <https://doi.org/10.1073/pnas.2015177118>
- Bodin, Ö. (2017, 2017/08/18). Collaborative environmental governance: Achieving collective action in social-ecological systems. *Science*, 357(6352), eaan1114. <https://doi.org/10.1126/science.aan1114>
- Bodin, Ö., & Tengö, M. (2012, 2012/05/01/). Disentangling intangible social-ecological systems. *Global Environmental Change*, 22(2), 430-439. <https://doi.org/10.1016/j.gloenvcha.2012.01.005>
- Bollen, L., Vergauwen, P., & Schnieders, S. (2005). Linking intellectual capital and intellectual property to company performance. *Management Decision*, 43(9), 1161-1185. <https://doi.org/10.1108/00251740510626254>
- Bonilla-Mejía, L., & Higuera-Mendieta, I. (2019, 2019/10/01/). Protected Areas under Weak Institutions: Evidence from Colombia. *World Development*, 122, 585-596. <https://doi.org/10.1016/j.worlddev.2019.06.019>
- Borsdorf, F. F., Pelenc, J., Reutz-Hornsteiner, B., Le Tourneau, F.-M., Velut, S., & Coy, M. (2013). The contribution of biosphere reserves to regional sustainability: an institutional approach. *International Journal of Sustainable Society*, 6(1-2), 60-81. <https://doi.org/10.1504/IJSSOC.2014.057890>
- Brenner, L., & Job, H. (2012, 2012/02/01). CHALLENGES TO ACTOR-ORIENTED ENVIRONMENTAL GOVERNANCE: EXAMPLES FROM THREE MEXICAN BIOSPHERE RESERVES. *Tijdschrift voor Economische en Sociale Geografie*, 103(1), 1-19. <https://doi.org/10.1111/j.1467-9663.2011.00671.x>
- Bridgewater, P. B. (2002, 2002/02/01/). Biosphere reserves: special places for people and nature. *Environmental Science & Policy*, 5(1), 9-12. [https://doi.org/10.1016/S1462-9011\(02\)00018-7](https://doi.org/10.1016/S1462-9011(02)00018-7)
- Busse, M., & Gröning, S. (2013, 2013/01/01). The resource curse revisited: governance and natural resources. *Public Choice*, 154(1), 1-20. <https://doi.org/10.1007/s11127-011-9804-0>
- Cano-ortiz, A., Musarella, C. M., Fuentes, J. C. P., Gomes, C. J. P., & Cano, E. (2016, 2016/05/03). Distribution patterns of endemic flora to define hotspots on Hispaniola. *Systematics and Biodiversity*, 14(3), 261-275. <https://doi.org/10.1080/14772000.2015.1135195>
- CBD. (2010). *Strategic Plan for Biodiversity 2011-2020, including Aichi Biodiversity Targets*. Secretariat of the Convention on Biological Diversity (CBD). Retrieved 06-30-2023 from <https://www.cbd.int/sp/>
- CBD. (2012). *TARGET 11 - Technical Rationale extended (provided in document COP/10/INF/12/Rev.1)*. Secretariat of the Convention on Biological Diversity (CBD). Retrieved 30-06-2023 from <https://www.cbd.int/sp/targets/rationale/target-11/>
- Celata, F., & Sanna, V. S. (2012, 2012/10/01). The post-political ecology of protected areas: nature, social justice and political conflicts in the Galápagos Islands. *Local Environment*, 17(9), 977-990. <https://doi.org/10.1080/13549839.2012.688731>
- Child, B., & Barnes, G. (2010). The conceptual evolution and practice of community-based natural resource management in southern Africa: past, present and future. *Environmental Conservation*, 37(3), 283-295. <https://doi.org/10.1017/S0376892910000512>
- Coenen, L., Benneworth, P., & Truffer, B. (2012, 2012/07/01/). Toward a spatial perspective on sustainability transitions. *Research Policy*, 41(6), 968-979. <https://doi.org/10.1016/j.respol.2012.02.014>
- Collier, P. (2010). The Political Economy of Natural Resources. *Social Research*, 77(4), 1105-1132. <http://www.jstor.org/stable/23347121>
- Cook, C. N. (2023, 2023/05/05). Progress developing the concept of other effective area-based conservation measures. *Conservation Biology*, n/a(n/a). <https://doi.org/10.1111/cobi.14106>
- Cox, M., Arnold, G., & Tomás, S. V. (2010). A Review of Design Principles for Community-based Natural Resource Management. *Ecology and Society*, 15(4). <http://www.jstor.org/stable/26268233>
- Cumming, G. S., Epstein, G., Anderies, J. M., Apetrei, C. I., Baggio, J., Bodin, Ö., Chawla, S., Clements, H. S., Cox, M., Egli, L., Gurney, G. G., Lubell, M., Magliocca, N., Morrison, T. H., Müller, B., Seppelt, R., Schlüter, M., Unnikrishnan, H., Villamayor-Tomas, S., & Weible, C. M. (2020, 2020/06/01/). Advancing understanding of natural resource governance: a post-Ostrom research agenda. *Current Opinion in Environmental Sustainability*, 44, 26-34. <https://doi.org/10.1016/j.cosust.2020.02.005>
- Cuong, C. V., Dart, P., Dudley, N., & Hockings, M. (2017a, 2017/01/01/). Factors influencing successful implementation of Biosphere Reserves in Vietnam: Challenges, opportunities and lessons learnt. *Environmental Science & Policy*, 67, 16-26. <https://doi.org/10.1016/j.envsci.2016.10.002>
- Cuong, C. V., Dart, P., & Hockings, M. (2017b, 2017/03/01/). Biosphere reserves: Attributes for success. *Journal of Environmental Management*, 188, 9-17. <https://doi.org/10.1016/j.jenvman.2016.11.069>
- Dressler, W., & Roth, R. (2011, 2011/05/01/). The Good, the Bad, and the Contradictory: Neoliberal Conservation Governance in



- Rural Southeast Asia. *World Development*, 39(5), 851-862. <https://doi.org/10.1016/j.worlddev.2010.08.016>
- Eagles, P. F. J., Romagosa, F., Buteau-Duitschaever, W. C., Havitz, M., Glover, T. D., & McCutcheon, B. (2013, 2013/01/01). Good governance in protected areas: an evaluation of stakeholders' perceptions in British Columbia and Ontario Provincial Parks. *Journal of Sustainable Tourism*, 21(1), 60-79. <https://doi.org/10.1080/09669582.2012.671331>
- Edge, S., & McAllister, M. L. (2009, 2009/04/01). Place-based local governance and sustainable communities: lessons from Canadian biosphere reserves. *Journal of Environmental Planning and Management*, 52(3), 279-295. <https://doi.org/10.1080/09640560802703058>
- Ferreira, A. F., Zimmermann, H., Santos, R., & Von Wehrden, H. (2018). A Social-Ecological Systems Framework as a Tool for Understanding the Effectiveness of Biosphere Reserve Management. *Sustainability*, 10(10).
- Ferreira, A. F., Zimmermann, H., Santos, R., & von Wehrden, H. (2020). Biosphere Reserves' Management Effectiveness—A Systematic Literature Review and a Research Agenda. *Sustainability*, 12(14), 5497. <https://www.mdpi.com/2071-1050/12/14/5497>
- Fraser, E. D. G., Dougill, A. J., Mabee, W. E., Reed, M., & McAlpine, P. (2006, 2006/01/01). Bottom-up and top-down: Analysis of participatory processes for sustainability indicator identification as a pathway to community empowerment and sustainable environmental management. *Journal of Environmental Management*, 78(2), 114-127. <https://doi.org/10.1016/j.jenvman.2005.04.009>
- George, C., & Reed, M. G. (2017, 2017/09/02). Operationalising just sustainability: Towards a model for place-based governance. *Local Environment*, 22(9), 1105-1123. <https://doi.org/10.1080/13549839.2015.1101059>
- Golebie, E. J., Aczel, M., Bukoski, J. J., Chau, S., Ramirez-Bullon, N., Gong, M., & Teller, N. (2022, 2022/02/01). A qualitative systematic review of governance principles for mangrove conservation. *Conservation Biology*, 36(1), e13850. <https://doi.org/10.1111/cobi.13850>
- Golobič, M. (2010, 2010/02/02). Transformation Processes of Alpine Landscapes and Policy Responses: Top-Down and Bottom-Up Views. *Society & Natural Resources*, 23(3), 269-280. <https://doi.org/10.1080/08941920802029177>
- Gómez-Valenzuela, V., Alpizar, F., Ramirez, K., Bonilla-Duarte, S., & van Lente, H. (2021). At a Conservation Crossroad: The Bahoruco-Jaragua-Enriquillo Biosphere Reserve in the Dominican Republic. *Sustainability*, 13(19). <https://doi.org/10.3390/su131911030>
- Gómez-Valenzuela, V., Bonilla-Duarte, S., & Alpizar, F. (2018). ¿Cuál es el valor de los ecosistemas protegidos de la República Dominicana? (M. G. P. INTEC, & Rosario Fari ed.). *Ministerio de Medio Ambiente y Recursos Naturales. Global Environment Facility (GEF). Programa de las Naciones Unidas para el Desarrollo*. Instituto Tecnológico de Santo Domingo (INTEC).
- Gomez-Valenzuela, V., Ramirez, K., & Bonilla-Duarte, S. (2021). The Incredible and Sad Story of Boca de Cachón: How a Rural Community in the Hispaniola Is in a Prolonged, Heartless, and Predictable Climate Crisis. *Climate*, 9(12).
- Hare, D., Forstchen, A. B., Smith, C. A., & Decker, D. J. (2018, 2018/03/04). Developing Governance Principles for Public Natural Resources. *Society & Natural Resources*, 31(3), 382-388. <https://doi.org/10.1080/08941920.2017.1400627>
- Hockings, M., Leverington, F., & Cook, C. (2015). PROTECTED AREA MANAGEMENT EFFECTIVENESS. In G. L. Worboys, M. Lockwood, A. Kothari, S. Feary, & I. Pulsford (Eds.), *Protected Area Governance and Management* (pp. 889-928). ANU Press. <http://www.jstor.org/stable/j.ctt1657v5d.35>
- Holmes, G. (2010). The Rich, the Powerful and the Endangered: Conservation Elites, Networks and the Dominican Republic. *Antipode*, 42(3), 624-646. <https://doi.org/10.1111/j.1467-8330.2010.00766.x>
- Holmes, G. (2013). Exploring the Relationship Between Local Support and the Success of Protected Areas. *Conservation and Society*, 11(1), 72-82. <http://www.jstor.org/stable/26393100>
- Holmes, G. (2014, 2014/05/01). Defining the forest, defending the forest: Political ecology, territoriality, and resistance to a protected area in the Dominican Republic. *Geoforum*, 53, 1-10. <https://doi.org/10.1016/j.geoforum.2014.01.015>
- Isacch, J. P. (2008, 2008/07/01). Implementing the biosphere reserve concept: the case of Parque Atlántico Mar Chiquito biosphere reserve from Argentina. *Biodiversity and Conservation*, 17(8), 1799-1804. <https://doi.org/10.1007/s10531-007-9224-0>
- Ishwaran, N., Persic, A., & Tri, N. H. (2008, 2008/01/01). Concept and practice: the case of UNESCO biosphere reserves. *International Journal of Environment and Sustainable Development*, 7(2), 118-131. <https://doi.org/10.1504/IJESD.2008.018358>
- Islam, G. M. N., Tai, S. Y., Kusairi, M. N., Ahmad, S., Aswani, F. M. N., Muhamad Senan, M. K. A., & Ahmad, A. (2017, 2017/01/01). Community perspectives of governance for effective management of marine protected areas in Malaysia. *Ocean & Coastal Management*, 135, 34-42. <https://doi.org/10.1016/j.ocecoaman.2016.11.001>
- Kettunen, J. (2008). A conceptual framework to help evaluate the quality of institutional performance. *Quality Assurance in Education*, 16(4), 322-332. <https://doi.org/10.1108/09684880810906472>
- Knight, A. T., Cowling, R. M., & Campbell, B. M. (2006, 2006/04/01). An Operational Model for Implementing Conservation Action. *Conservation Biology*, 20(2), 408-419. <https://doi.org/10.1111/j.1523-1739.2006.00305.x>
- Kolala, C., & Bwalya Umar, B. (2019, 2019/11/01). National benefits, local costs? Local residents' views on environmental and social effects of large-scale mining in Chingola, Zambia. *Natural Resources Forum*, 43(4), 205-217. <https://doi.org/10.1111/1477-8947.12182>
- Kumar, P., Esen, S. E., & Yashiro, M. (2013, 2013/04/01). Linking ecosystem services to strategic environmental assessment in development policies. *Environmental Impact Assessment Review*, 40, 75-81. <https://doi.org/10.1016/j.eiar.2013.01.002>

- Leon, Y. M., Rupp, E., Arias, Y., Perdomo, L., Incháustegui, S. J., & Garrido, E. (2011). *Estrategia de Monitoreo para Especies Amenazadas de la Reserva de Biosfera Jaragua-Bahoruco-Enriquillo*. G. Jaragua. [http://www.grupojaragua.org.do/documents/EstrategiaMonitoreo\\_2011\\_conFiguras.pdf](http://www.grupojaragua.org.do/documents/EstrategiaMonitoreo_2011_conFiguras.pdf)
- Leroux, S. J., Krawchuk, M. A., Schmiegelow, F., Cumming, S. G., Ligo, K., Anderson, L. G., & Petkova, M. (2010, 2010/03/01). Global protected areas and IUCN designations: Do the categories match the conditions? *Biological Conservation*, *143*(3), 609-616. <https://doi.org/10.1016/j.biocon.2009.11.018>
- Lockwood, M. (2010, 2010/01/01). Good governance for terrestrial protected areas: A framework, principles, and performance outcomes. *Journal of Environmental Management*, *91*(3), 754-766. <https://doi.org/10.1016/j.jenvman.2009.10.005>
- Lockwood, M., Davidson, J., Curtis, A., Stratford, E., & Griffith, R. (2010, 2010/08/23). Governance Principles for Natural Resource Management. *Society & Natural Resources*, *23*(10), 986-1001. <https://doi.org/10.1080/08941920802178214>
- MARENA. (2020). *La Biodiversidad en la República Dominicana* (P. A. d. l. c. d. a. e. e. l. R. d. B. f. e. l. R. d. H. y. l. R. D. C. A. (GIZ), Ed. 1 ed.). Ministerio de Medioambiente y Recursos Naturales (MARENA).
- Martínez García, J. A., & Martínez Caro, L. (2009, 2009/01/01). LOS TEST ESTADÍSTICOS Y LA EVALUACIÓN DE ESCALAS; EL CASO DE LA VALIDEZ DISCRIMINANTE. *Investigaciones Europeas de Dirección y Economía de la Empresa*, *15*(2), 15-24. [https://doi.org/10.1016/S1135-2523\(12\)60086-0](https://doi.org/10.1016/S1135-2523(12)60086-0)
- Marzelius, M. (2020). *One island, two worlds: A comparative political ecology of deforestation disparity causes in Haiti and the Dominican Republic* (Publication Number STVK02) University of Lund]. Lund, Sweden.
- McKinley, D. C., Miller-Rushing, A. J., Ballard, H. L., Bonney, R., Brown, H., Cook-Patton, S. C., Evans, D. M., French, R. A., Parrish, J. K., Phillips, T. B., Ryan, S. F., Shanley, L. A., Shirk, J. L., Stepenuck, K. F., Weltzin, J. F., Wiggins, A., Boyle, O. D., Briggs, R. D., Chapin, S. F., Hewitt, D. A., Preuss, P. W., & Soukup, M. A. (2017, 2017/04/01). Citizen science can improve conservation science, natural resource management, and environmental protection. *Biological Conservation*, *208*, 15-28. <https://doi.org/10.1016/j.biocon.2016.05.015>
- Mejía Acosta, A. (2013, 2013/07/01). The Impact and Effectiveness of Accountability and Transparency Initiatives: The Governance of Natural Resources. *Development Policy Review*, *31*(s1), s89-s105. <https://doi.org/10.1111/dpr.12021>
- Mombeuil, C. (2020, 2020/05/01). Institutional conditions, sustainable energy, and the UN sustainable development discourse: A focus on Haiti. *Journal of Cleaner Production*, *254*, 120153. <https://doi.org/10.1016/j.jclepro.2020.120153>
- Morillo Pérez, A. (2014). *El Mapa de la pobreza en la República Dominicana*. MEpyD. [https://mepyd.gob.do/mepyd/wp-content/uploads/archivos/uaaes/mapa\\_pobreza/2014/lapobreza2014,informegeneral,editadofinal2FINAL.pdf](https://mepyd.gob.do/mepyd/wp-content/uploads/archivos/uaaes/mapa_pobreza/2014/lapobreza2014,informegeneral,editadofinal2FINAL.pdf)
- Muñoz, M. M., Feeley, K. J., Martin, P. H., & Farallo, V. R. (2022, 2022/02/01). The multidimensional (and contrasting) effects of environmental warming on a group of montane tropical lizards. *Functional Ecology*, *36*(2), 419-431. <https://doi.org/10.1111/1365-2435.13950>
- Norman, G. (2010, 2010/12/01). Likert scales, levels of measurement, and the "laws" of statistics. *Advances in Health Sciences Education*, *15*(5), 625-632. <https://doi.org/10.1007/s10459-010-9222-y>
- ONE. (2020). *Tu Municipio en Cifras*. Oficina Nacional de Estadística (ONE). Retrieved 03-12-2023 from <https://www.one.gob.do/publicaciones/>
- Ostrom, E. (2002). Chapter 24 Common-pool resources and institutions: Toward a revised theory. In *Handbook of Agricultural Economics* (Vol. 2, pp. 1315-1339). Elsevier. [https://doi.org/10.1016/S1574-0072\(02\)10006-5](https://doi.org/10.1016/S1574-0072(02)10006-5)
- Pasachnik, S. A., Carreras De León, R., & León, Y. (2016). Protected only on paper? Three case studies from protected areas in the Dominican Republic. *Caribbean Naturalist*, *30*, 1-19. <http://hdl.handle.net/20.500.12634/349>
- Pomeranz, E. F., & Stedman, R. C. (2020, 2020/05/03). Measuring good governance: piloting an instrument for evaluating good governance principles. *Journal of Environmental Policy & Planning*, *22*(3), 428-440. <https://doi.org/10.1080/1523908X.2020.1753181>
- Price, M. F. (2002, 2002/02/01). The periodic review of biosphere reserves: a mechanism to foster sites of excellence for conservation and sustainable development. *Environmental Science & Policy*, *5*(1), 13-18. [https://doi.org/10.1016/S1462-9011\(02\)00021-7](https://doi.org/10.1016/S1462-9011(02)00021-7)
- Reimer, M. (2013). Planning Cultures in Transition: Sustainability Management and Institutional Change in Spatial Planning. *Sustainability*, *5*(11), 4653-4673.
- Rodríguez Solorzano, C., & Fleischman, F. (2018, 2018/05/01). Institutional legacies explain the comparative efficacy of protected areas: Evidence from the Calakmul and Maya Biosphere Reserves of Mexico and Guatemala. *Global Environmental Change*, *50*, 278-288. <https://doi.org/10.1016/j.gloenvcha.2018.04.011>
- Ruiz-Mallén, I., Corbera, E., Calvo-Boyer, D., Reyes-García, V., & Brown, K. (2015, 2015/07/01). How do biosphere reserves influence local vulnerability and adaptation? Evidence from Latin America. *Global Environmental Change*, *33*, 97-108. <https://doi.org/10.1016/j.gloenvcha.2015.05.002>
- Sánchez-Valdez, N. R. (2015). Diagnóstico de la Reserva de Biosfera Jaragua-Bahoruco-Enriquillo en la República Dominicana. *Forum de Sostenibilidad / Iraunkortasuna Sustainability 1*(7), 43-60. <http://www.ehu.es/cdsea/web/wp-content/uploads/2016/12/Revista7.pdf>
- Schielzeth, H. (2010). Simple means to improve the interpretability of regression coefficients. *Methods in Ecology and Evolution*, *1*(2), 103-113. <https://doi.org/10.1111/j.2041-210X.2010.00012.x>
- Schliep, R., & Stoll-Kleemann, S. (2010, 2010/07/01). Assessing governance of biosphere reserves in Central Europe. *Land Use Policy*, *27*(3), 917-927. <https://doi.org/10.1016/j.landusepol.2009.12.005>

- Shabtay, A., Portman, M. E., Manea, E., & Gissi, E. (2019, 2019/02/15/). Promoting ancillary conservation through marine spatial planning. *Science of The Total Environment*, *651*, 1753-1763. <https://doi.org/10.1016/j.scitotenv.2018.10.074>
- Sheller, M., & León, Y. M. (2016, 2016/07/01/). Uneven socio-ecologies of Hispaniola: Asymmetric capabilities for climate adaptation in Haiti and the Dominican Republic. *Geoforum*, *73*, 32-46. <https://doi.org/10.1016/j.geoforum.2015.07.026>
- Shore, M., & Potter, K. (2018). *Assessing biosphere reserves for qualification as other effective area-based conservation measures (OECMs): A preliminary analysis*. *Environment and Climate Change Canada*. <https://www.biospherecanada.ca/s/Assessing-Biosphere-Reserves-for-Qualification-as-OECMs-Preliminary-Analysis-FINAL-March-27-2018.pdf>
- Shrestha, N. (2021). Factor analysis as a tool for survey analysis. *American Journal of Applied Mathematics and Statistics*, *9*(1), 4-11. <https://doi.org/10.12691/ajams-9-1-2>
- Slough, T., Rubenson, D., Levy, R. e., Alpizar Rodriguez, F., Bernedo del Carpio, M., Buntaine, M. T., Christensen, D., Cooperman, A., Eisenbarth, S., Ferraro, P. J., Graham, L., Hartman, A. C., Kopas, J., McLarty, S., Rigterink, A. S., Samii, C., Seim, B., Urpelainen, J., & Zhang, B. (2021). Adoption of community monitoring improves common pool resource management across contexts. *Proceedings of the National Academy of Sciences*, *118*(29), e2015367118. <https://doi.org/10.1073/pnas.2015367118>
- Soliva, R., & Hunziker, M. (2009, 2009/08/01). How do biodiversity and conservation values relate to landscape preferences? A case study from the Swiss Alps. *Biodiversity and Conservation*, *18*(9), 2483-2507. <https://doi.org/10.1007/s10531-009-9603-9>
- Stoll-Kleemann, S., De La Vega-Leinert, A. C., & Schultz, L. (2010). The role of community participation in the effectiveness of UNESCO Biosphere Reserve management: evidence and reflections from two parallel global surveys. *Environmental Conservation*, *37*(3), 227-238. <https://doi.org/10.1017/S037689291000038X>
- Sturiale, L., Scuderi, A., Timpanaro, G., & Matarazzo, B. (2020). Sustainable Use and Conservation of the Environmental Resources of the Etna Park (UNESCO Heritage): Evaluation Model Supporting Sustainable Local Development Strategies. *Sustainability*, *12*(4).
- UICN. (2019). *Gobernanza y gestión de áreas protegidas*. ANU Press. <http://www.jstor.org/stable/j.ctvp7d4hs>
- UNESCO. (2021a). *Biosphere Reserves*. United Nations Educational, Scientific and Cultural Organization (UNESCO). Retrieved 02-12-2023 from <https://en.unesco.org/biosphere/wnbr>
- UNESCO. (2021b). *Biosphere reserves in Latin America and the Caribbean*. United Nations Organization of Education, Science and Culture (UNESCO). Retrieved 02-28-2023 from <https://en.unesco.org/biosphere/lac>
- Van Cuong, C., Dart, P., & Hockings, M. (2017, 2017/03/01/). Biosphere reserves: Attributes for success. *Journal of Environmental Management*, *188*, 9-17. <https://doi.org/10.1016/j.jenvman.2016.11.069>
- Vedeld, P., Jumane, A., Wapalila, G., & Songorwa, A. (2012, 2012/08/01/). Protected areas, poverty, and conflicts: A livelihood case study of Mikumi National Park, Tanzania. *Forest Policy and Economics*, *21*, 20-31. <https://doi.org/10.1016/j.forpol.2012.01.008>
- Voorhees, C. M., Brady, M. K., Calantone, R., & Ramirez, E. (2016, 2016/01/01). Discriminant validity testing in marketing: an analysis, causes for concern, and proposed remedies. *Journal of the Academy of Marketing Science*, *44*(1), 119-134. <https://doi.org/10.1007/s11747-015-0455-4>
- Watson, J. E. M., Dudley, N., Segan, D. B., & Hockings, M. (2014, 2014/11/01). The performance and potential of protected areas. *Nature*, *515*(7525), 67-73. <https://doi.org/10.1038/nature13947>
- Wilkie, D. S., Morelli, G. A., Demmer, J., Starkey, M., Telfer, P., & Steil, M. (2006). Parks and People: Assessing the Human Welfare Effects of Establishing Protected Areas for Biodiversity Conservation. *Conservation Biology*, *20*(1), 247-249. <http://www.jstor.org/stable/3591172>
- Williams, B., Onsmann, A., & Brown, T. (2010, 2010/01/01). Exploratory Factor Analysis: A Five-Step Guide for Novices. *Australasian Journal of Paramedicine*, *8*, 1-13. <https://doi.org/10.33151/ajp.8.3.93>
- Yeboah-Assiamah, E., Muller, K., & Domfeh, K. A. (2017, 2017/01/01/). Institutional assessment in natural resource governance: A conceptual overview. *Forest Policy and Economics*, *74*, 1-12. <https://doi.org/10.1016/j.forpol.2016.10.006>
- Zou, G., Zou, L., & Qiu, S.-f. (2023, 2023/05/01). Parametric and nonparametric methods for confidence intervals and sample size planning for win probability in parallel-group randomized trials with Likert item and Likert scale data. *Pharmaceutical Statistics*, *22*(3), 418-439. <https://doi.org/10.1002/pst.2280>